

WAUKESHA COUNTY

ANNUAL COMPREHENSIVE FINANCIAL REPORT



For the Year Ending December 31, 2022

WAUKESHA, WISCONSIN

Waukesha County Executive

Paul Farrow

(Term Expires April 2025)

Board of Supervisors

(Terms Expire April 2024)

Paul L. Decker.....Chairperson
Keith Hammitt.....First Vice-Chairperson
James A. Heinrich Second Vice-Chairperson

Larry Bangs

James Batzko

Michael A. Crowley

Darryl J. Enriquez

Tyler J. Foti

Jennifer Grant

Joel R. Gaughan

Christine M. Howard

Darlene M. Johnson

Robert L. Kolb

Jacob LaFontain

Thomas A. Michalski

Brian Meier

Christine Mommaerts

Richard Morris

Larry Nelson

Thomas J. Schellinger

Gary J. Szpara

Terry Thieme

Jeremy Walz

Matthew E. Weil

Peter M. Wolff

About the cover:

Waukesha County Courthouse – At left, the face of Waukesha County’s newly completed four-story addition, which adds 62,000 square feet to the Courthouse complex including six standard courtrooms, one large capacity courtroom, and one intake courtroom. The facility employs state-of-the-art technology to enhance public safety, streamline operations, and improve public access to Criminal and Traffic Court services.

Cover photos by:

Tony Di Frances, Public Communication Specialist, Waukesha County Parks & Land Use

Composition and Layout by:

Nicole Armendariz, Press Secretary/PIO to the County Executive

The entire ACFR can be found at

<https://www.waukeshacounty.gov/administration/accounting/>

**ANNUAL COMPREHENSIVE FINANCIAL REPORT
OF THE
COUNTY OF WAUKESHA, WISCONSIN
FOR THE YEAR ENDED
DECEMBER 31, 2022**

PREPARED BY:

**DEPARTMENT OF ADMINISTRATION
ACCOUNTING DIVISION/BUSINESS DIVISION**

WAUKESHA COUNTY, WISCONSIN
ANNUAL COMPREHENSIVE FINANCIAL REPORT
TABLE OF CONTENTS
Year Ended December 31, 2022

INTRODUCTORY SECTION

Letter of Transmittal from County Executive and Director of Administration.....	1
GFOA Certificate of Achievement in Financial Report	9
Department Heads of Waukesha County.....	11
Officials of Waukesha County.....	12
Organizational Chart.....	14

FINANCIAL SECTION

Independent Auditors' Report.....	15
Required Supplementary Information	
Management's Discussion and Analysis.....	21
Basic Financial Statements	
Government-wide Financial Statements:	
Statement of Net Position.....	37
Statement of Activities.....	38
Fund Financial Statements:	
Balance Sheet – All Governmental Funds	42
Reconciliation of the Balance Sheet – Governmental Funds to the	
Statement of Net Position	44
Statement of Revenues, Expenditures and Changes in Fund Balances –	
All Governmental Funds.....	46
Reconciliation of the Statement of Revenues, Expenditures and Changes	
in Fund Balances – Governmental Funds to the Statement of Activities.....	48
Statement of Net Position – All Proprietary Funds.....	52
Statement of Revenues, Expenses and Changes in Net Position –	
All Proprietary Funds.....	54
Statement of Cash Flows – All Proprietary Funds.....	56
Statement of Fiduciary Net Position – Custodial Funds.....	61
Statement of Changes in Fiduciary Net Position – Custodial Funds	62
Notes to Basic Financial Statements.....	63
Required Supplementary Information:	
General Fund:	
Schedule of Revenues, Expenditures and Changes in Fund Balance – Budget and Actual –	
General Fund.....	111
Special Purpose Grant Fund:	
Schedule of Revenues, Expenditures and Changes in Fund Balance – Budget and Actual –	
Special Purpose Grant Fund.....	114
Schedule of Proportionate Share of the Net Pension Liability (Asset) Wisconsin Retirement System.	115
Schedule of Employer Contributions – Wisconsin Retirement System.....	115
Notes to Required Supplementary Information.....	116
Supplementary Information:	
Non-Major Special Revenue Funds:	
Combining Balance Sheet – All Non-Major Special Revenue Funds.....	123
Combining Statement of Revenues, Expenditures and Changes in Fund Balance –	
All Non-Major Special Revenue Funds.....	124
Schedule of Revenues, Expenditures and Changes in Fund Balance – Budget and Actual –	
Aging and Disability Resource Center Contract Fund.....	125
Schedule of Revenues, Expenditures and Changes in Fund Balance – Budget and Actual –	
County Library Fund.....	126
Schedule of Revenues, Expenditures and Changes in Fund Balance – Budget and Actual –	
Walter Tarmann Fund.....	127

WAUKESHA COUNTY, WISCONSIN
ANNUAL COMPREHENSIVE FINANCIAL REPORT
TABLE OF CONTENTS
Year Ended December 31, 2022

FINANCIAL SECTION (CONTINUED)

Supplementary Information (Cont.):

Non-Major Special Revenue Funds (Cont.):

Schedule of Revenues, Expenditures and Changes in Fund Balance – Budget and Actual – Transportation Fund.....	128
Schedule of Revenues, Expenditures and Changes in Fund Balance – Budget and Actual – Community Development Fund	129
Schedule of Revenues, Expenditures and Changes in Fund Balance – Budget and Actual – Workforce Innovation Opportunity Act Fund.....	130
Schedule of Revenues, Expenditures and Changes in Fund Balance – Budget and Actual – Workforce Development Center Fund	131

Debt Service Fund:

Schedule of Revenues, Expenditures and Changes in Fund Balance – Budget and Actual – Debt Service Fund.....	135
--	-----

Capital Projects Fund:

Schedule of Revenues, Expenditures and Changes in Fund Balance – Budget and Actual – Capital Projects Fund.....	139
--	-----

Non-Major Enterprise Funds:

Combining Statement of Net Position – All Non-Major Enterprise Funds.....	143
Combining Statement of Revenues, Expenses and Changes in Net Position – All Non-Major Enterprise Funds.....	144
Combining Statement of Cash Flows – All Non-Major Enterprise Funds.....	145

Internal Service Funds:

Combining Statement of Net Position – All Internal Service Funds.....	150
Combining Statement of Revenues, Expenses and Changes in Net Position – All Internal Service Funds.....	153
Combining Statement of Cash Flows – All Internal Service Funds.....	154

Fiduciary Funds:

Combining Statement of Fiduciary Net Position – Custodial Funds.....	160
Combining Statement of Changes in Fiduciary Net Position – Custodial Funds.....	162

Component Unit:

Balance Sheet – Component Unit – Bridges Library System Fund	167
Reconciliation of the Balance Sheet to the Statement of Net Position – Component Unit.....	168
Schedule of Revenues, Expenditures and Changes in Fund Balances – Budget and Actual – Component Unit – Bridges Library System Fund	169
Reconciliation of the Statement of Revenues, Expenditures and Changes in Fund Balances Statement of Activities – Component Unit	170

General Long Term Debt:

Schedule of Long Term Debt.....	174
Schedule of Debt Service Requirements.....	176

Capital Assets Used in the Operation of Governmental Funds:

Capital Assets Used in the Operation of Governmental Funds.....	181
Schedule by Function and Activity.....	182
Schedule of General Capital Assets by Function and Activity.....	183
Accumulated Depreciation of Capital Assets Used in the Operation of Governmental Funds – Schedule By Function and Activity.....	184

WAUKESHA COUNTY, WISCONSIN
ANNUAL COMPREHENSIVE FINANCIAL REPORT
TABLE OF CONTENTS
Year Ended December 31, 2022

STATISTICAL SECTION

Table 1 – Net Position by Component – Last Ten Fiscal Years.....	188
Table 2 – Changes in Net Position – Last Ten Fiscal Years.....	190
Table 3 – Fund Balances - Governmental Funds - Last Ten Fiscal Years	194
Table 4 – Changes in Fund Balances – Governmental Funds – Last Ten Fiscal Years.....	196
Table 5 – Equalized Value of Taxable Property – Last Ten Fiscal Years.....	199
Table 6 – Direct and Overlapping Property Tax Rates – Last Ten Fiscal Years.....	200
Table 7 – Principal Taxpayers – 2022 and Nine Years Prior.....	202
Table 8 – Property Taxes Levied and Collections – Last Ten Fiscal Years.....	203
Table 9 – Ratio of Outstanding Debt to Equalized Valuation and Debt Per Capita – Last Ten Fiscal Years.....	205
Table 10 – Legal Debt Margin Information - Last Ten Fiscal Years.....	206
Table 11 – Computation of Direct and Overlapping Debt.....	208
Table 12 – Demographic and Economic Statistics – Last Ten Fiscal Years.....	210
Table 13 – Ten Largest Employers – 2022 and Nine Years Prior.....	211
Table 14 – Full-Time Equivalent Budgeted County Positions by Functional Area – Last Ten Fiscal Years.....	212
Table 15 – Miscellaneous Operating Indicators – Last Ten Fiscal Years.....	214
Table 16 – Capital Asset Statistics by Functional Area – Last Ten Fiscal Years.....	216

Paul F. Farrow
County Executive



WAUKESHA COUNTY
OFFICE OF THE COUNTY EXECUTIVE

June 9, 2023

The Honorable Chairperson of the County Board and
Members of the County Board of Supervisors and
Citizens of the County of Waukesha
County of Waukesha
Waukesha, Wisconsin

Ladies and Gentlemen:

We are pleased to submit the Annual Comprehensive Financial Report (ACFR) of the County of Waukesha, Wisconsin for the fiscal year ended December 31, 2022. Waukesha County management is responsible for all information presented in the Annual Comprehensive Financial Report and to the best of our knowledge and belief, the enclosed data is accurate in all material respects and is reported in a manner designed to present fairly the financial position and results of operations of the various funds of the County. All disclosures necessary to enable the reader to gain an understanding of the County's financial activities have been included.

This report consists of management's representations concerning the finances of the County. Consequently, management assumes full responsibility for the completeness and reliability of all the information presented in this report. To provide a reasonable basis for making these representations, management of the County has established a comprehensive internal control framework that is designed both to protect the County's assets from loss, theft, or misuse and to compile sufficient reliable information for the preparation of the County's financial statements in conformity with GAAP. Because the cost of internal controls should not outweigh their benefits, the County's comprehensive framework of internal controls has been designed to provide reasonable rather than absolute assurance that the financial statements will be free from material misstatement. As management, we assert that, to the best of our knowledge and belief, this financial report is complete and reliable in all material respects.

The ACFR represents the culmination of all budgeting and accounting activities engaged in by management during the year, covering all funds of the County and its financial transactions. It is organized into three sections: Introductory, financial, and statistical.

- The introductory section includes this transmittal letter, the County's organizational chart and a list of principal officials.
- The financial section includes the independent auditors' report, management's discussion and analysis (MD&A), the audited basic financial statements, disclosure notes, required supplementary information, and supporting statements and schedules necessary to fairly present the financial position and the results of operations of the County in conformity with generally accepted accounting principles. The MD&A is prepared by management to provide a narrative introduction, overview, and analysis to accompany the basic financial statements. This letter of transmittal is designed to complement the MD&A and should be read in conjunction with it.
- The statistical section includes selected financial and demographic information, typically presented on a multi-year basis.

County policy, in accordance with state and federal requirements, is to provide for an annual audit of the financial records of the government by a competent certified public accountant. In addition to meeting the requirements set forth above, the audit was also designed to meet the requirements of the Title 2 U.S. Code of Federal Regulations Part 200, Uniform Administrative Requirements, Cost Principles, and Audit Requirements for Federal Awards (Uniform Guidance) and the *State Single Audit Guidelines* issued by the Wisconsin Department of Administration. The independent auditors' report on the basic financial statements is included in the financial section of this report. The auditors' reports related specifically to the single audit are included in a separately issued single audit report.

PROFILE OF THE GOVERNMENT

Waukesha County was incorporated in 1846 under the General Laws of the State of Wisconsin. Since 1991, the County has operated under a County Executive form of government. The County Executive is responsible for the administrative functions of county government. A Board of Supervisors is the governing body of the County and is responsible for the legislative control of the County. The County provides a full range of services, which include justice and public safety; health and human services; environment, parks and education; public works; and general government services.

The County is required to undergo an annual single audit in conformity with the provisions of the Title 2 U.S. Code of Federal Regulations Part 200, Uniform Administrative Requirements, Cost Principles, and Audit Requirements for Federal Awards (Uniform Guidance) and the *State Single Audit Guidelines* issued by the Wisconsin Department of Administration. Information related to the single audit, including the schedule of expenditures of federal and state awards, findings and recommendations, the independent auditors' reports on internal controls and compliance with applicable laws and regulations, is available as a separate document.

FACTORS AFFECTING FINANCIAL CONDITION

Local Economy

Waukesha County is located in southeastern Wisconsin, directly west of Milwaukee County and 100 miles northwest of Chicago. The County has the third highest equalized property tax base and is the State's third most populous county. The County is second in the State for per capita income. The County covers an area of 576 square miles and consists of 8 cities, 21 villages and 9 towns. The City of Milwaukee (one of the eight cities) has one parcel, a manufacturing plant, in Waukesha County on property annexed to allow access to Milwaukee sewer and water. The County's 2022 population is 410,769.

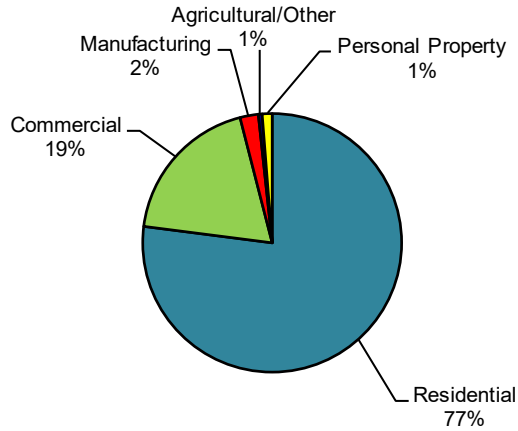
The County's history of sound financial management, a diverse and growing tax base, low unemployment, and a low debt burden suggest why Moody's Investors Service and Fitch, Inc. have enough confidence in the County to issue the highest rating of Aaa/AAA respectively on the County's long-term debt.

The County's equalized property value increased by 13.1% from the 2021 valuation. In 2022, the County experienced the ninth consecutive tax base valuation increase since the 2008 Great Recession. Prior to 2009, the County had not experienced a tax base reduction in over 30 years. Annual changes are shown in the table below.

<u>Year</u>	<u>Equalized Value (including TID's)</u>	<u>% Change</u>
2022	\$75,406,493,900	13.1%
2021	\$66,686,337,700	6.5%
2020	\$62,620,157,900	5.2%
2019	\$59,540,912,600	5.3%
2018	\$56,536,637,800	4.4%
2017	\$54,158,131,600	4.3%

The chart on the following page shows the change in the equalized value of property by classification over the past five years. Residential classifications had the largest increase in value from the 2021 valuation, with an increase of \$7.1 billion, or 13.9% which was mostly inflation.

WAUKESHA COUNTY, WISCONSIN
Equalized Value by Classification
(Includes Tax Incremental District Value)
2022



Mix of Equalized Value by Class of Property
(Millions of Dollars)

<u>Real Estate</u>	<u>2022</u>	<u>2017</u>	<u>% Change</u>
Residential	58,083	40,729	42.6%
Commercial	14,312	10,484	36.5%
Manufacturing	1,719	1,494	15.1%
Agricultural/Other	367	282	30.1%
Total Real Estate	74,481	52,989	40.6%
Personal Property	925	809	14.3%
Grand Total	75,406	53,798	40.2%

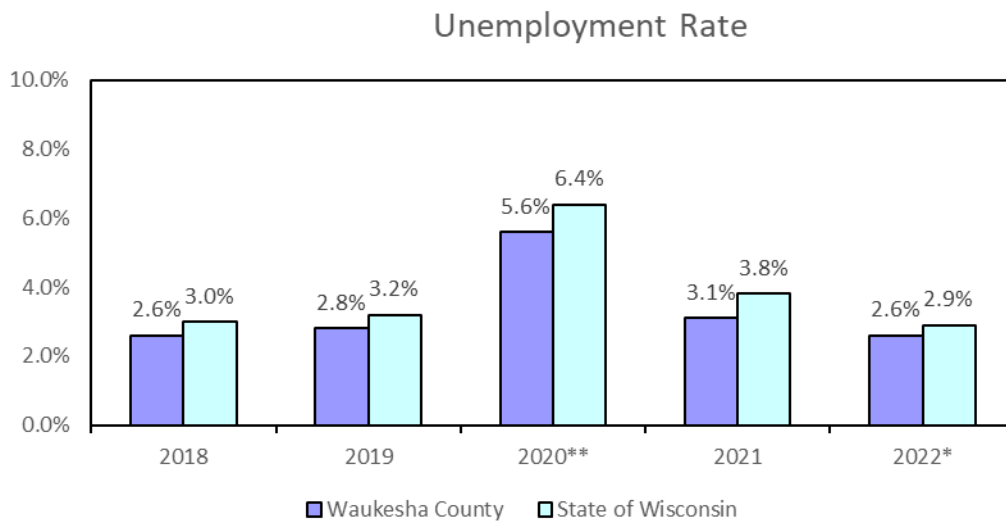
Source: Wisconsin Department of Revenue

Residential property accounts for approximately 77% of the County’s total tax base, so the value of residential building permits has been a good indicator of future year tax base increases.

Waukesha County Residential Permits		
<u>Year</u>	<u>Value in Thousands</u>	<u>Number</u>
2022*	\$433,531	824
2021	599,050	1,124
2020	393,312	868
2019	354,686	879
2018	437,265	1,061

Source: U.S. Department. of Commerce
*Preliminary

As the chart below shows, the County unemployment rate has remained consistently lower than the State of Wisconsin.



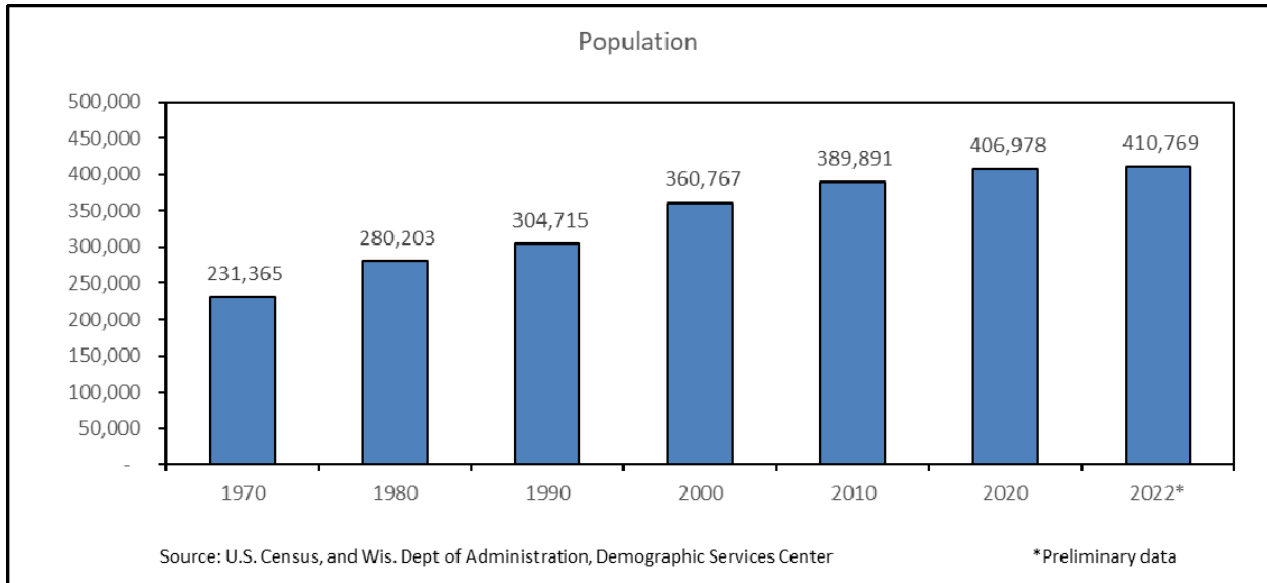
*Preliminary.

**Figures reflect employment impact as a result of COVID-19.

Note: Prior-year figures may be revised according to the Bureau of Labor Statistics.

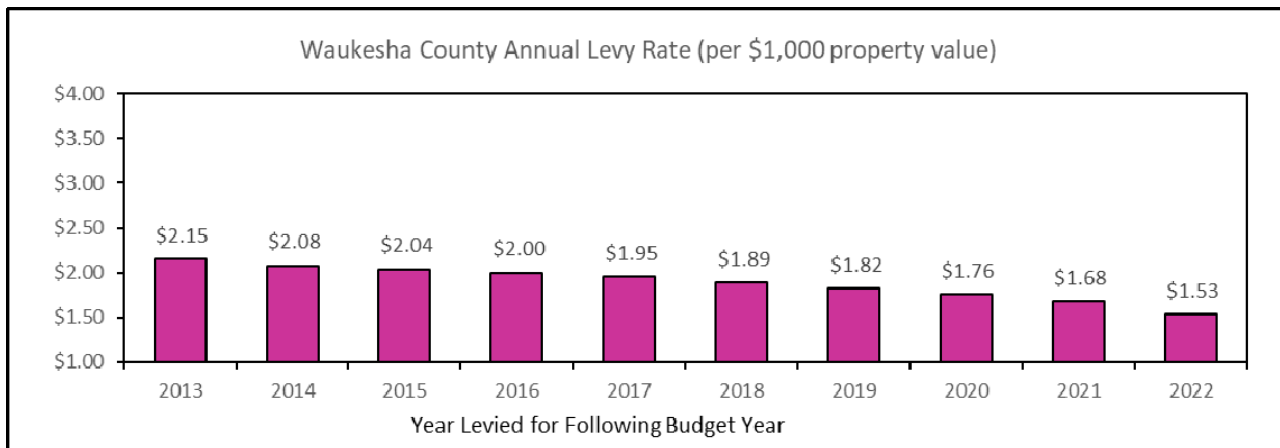
Source: U.S. Department of Labor – Bureau of Labor Statistics

Population has continued to increase. The 2022 population is estimated at 410,769, an increase of 1% from the 2020 census.



Property Tax Levy Rate

The County’s tax levy rate, which had decreased for 20 consecutive years--from tax year 1989 to tax year 2007—increased in the six-year period from 2008-2013 and decreased in 2014-2022 due to an increase in property values and a small tax levy change.



The County also has available an unlevied 0.5% local option sales tax, with an annual estimated value in excess of \$38 million.

Tax Levy Limits

Wisconsin law limits local tax levy increases to the County’s increase in its total property tax levy by the percentage change in the County growth in equalized value based on the net new construction value between the previous year and the current year. The 2022 Waukesha County Budget meets the tax levy limit.

See note 3 for further information.

Long Term Financial Planning

To plan for the future, the County engages in a strategic planning process which focuses on long term planning and the desire to be a mission driven organization continuously improving its services and operations. The County develops a five-year capital projects and debt financing plan. In addition, a five-year operating budget plan is developed which incorporates key assumptions, significant strategic budget initiatives and budget drivers. The County has processes to identify and plan for recurring operational needs for the following: building and grounds maintenance; vehicle and equipment replacements; technology and transportation infrastructure, jail equipment replacement and highway pavement maintenance.

Major Initiatives

The 2023-2027 Capital Projects Plan is estimated to cost \$148.1 million for a total of 44 projects. This includes the \$81.6 million (\$98.8 million after 2023 enrolled ordinance 178-8) for the second phase of the courthouse project (2022-2026). The second phase includes renovation of the existing courthouse in order to replace aging mechanical systems, enhance business operations through an efficient office layout, and improve public access. This also includes \$1.1 million for window replacements at the Law Enforcement Center. The plan includes \$6.1 million dedicated to existing park roadways maintenance and \$2.3 million to construct box tunnel entrances/exits for the State Trunk parking lot. Another \$45.3 million of planned 2023-2027 capital spending is dedicated to highway and road improvements. This will be combined with \$6.9 million of Federal funds. Federal funding for those types of projects is not included in the County Budget since it is managed and accounted for by the State Department of Transportation with the County paying its share directly to the state. The plan also includes \$1.1 million to upgrade fuel tank systems and replace tanks as needed (project began in 2018 and continues until 2028).

Financial Information

Management of the County is responsible for establishing and maintaining a system of internal controls designed to ensure that the assets of the County are protected from loss, theft, or misuse and to ensure that adequate accounting data is compiled to allow for the preparation of financial statements in conformity with generally accepted accounting principles. The system of internal controls is designed to provide reasonable but not absolute assurance that these objectives are met. The concept of reasonable assurance recognizes that: (1) the cost of the control should not exceed the benefits likely to be derived; and (2) the valuation of costs and benefits requires estimates and judgments by management.

Budgeting Controls

Wisconsin Statute 65.90 requires that an annual budget be adopted for all funds. Accordingly, the County has a budget adopted for the general fund and all special revenue, debt service, capital project, enterprise, and internal service funds. These budgets are prepared on a basis consistent with generally accepted accounting principles. Budgets are not formally adopted for custodial funds. Expenditures cannot legally exceed appropriations at the department level, pursuant to s.65.90, Wisconsin State Statutes. However, for the general and special revenue funds, the County has chosen a more restrictive control in the form of appropriation units, defined as groups of account classes within a department, including personnel costs, operating expenses, interdepartmental charges, and capital outlay. For proprietary funds, budgetary control is at the fund level. For capital project funds, budgetary control is at the individual project level. Budgetary amounts lapse at year-end, except for unexpended appropriations for capital projects, which carry forward to the ensuing year. The County Board, by ordinance, can authorize the carry forward of prior year's unexpended appropriations to the ensuing year. State statutes, (s.65.905 (a)), also provide for the County Board to authorize an amendment of the budget by a vote of two-thirds of the entire membership of the Board. The County Board has authorized the Finance Committee, under County Code Section 2-211(c)(3), the following fund transfer authority: a transfer of funds from one appropriation unit to another within the department budget; a transfer of funds from the contingency fund, not to cumulatively exceed 10% of the funds originally appropriated for a department in a fiscal year.

AWARDS AND ACKNOWLEDGEMENTS

Awards

The Government Finance Officers Association of the United States and Canada (GFOA) awarded a Certificate of Achievement for Excellence in Financial Reporting to the County for its annual comprehensive financial reports for the fiscal year ended December 31, 2021. This was the thirty-fifth consecutive year that the County has achieved this prestigious award. In order to be awarded a Certificate of Achievement, a government must publish an easily readable and efficiently organized annual comprehensive financial report. This report must satisfy both generally accepted accounting principles and applicable legal requirements.

A Certificate of Achievement is valid for a period of one year only. We believe that our current annual comprehensive financial report continues to meet the Certificate of Achievement Program's requirements and we are submitting it to the GFOA to determine its eligibility for another certificate.

In addition, the County also received the GFOA's Award for Distinguished Budget Presentation for thirty-six of the past thirty-seven fiscal years beginning 1987 through 2023 (the 1996 Budget was not submitted). In order to qualify for the Distinguished Budget Presentation Award, the County's budget document was judged to be proficient in several categories including policy documentation, financial planning, organization and communication.

Acknowledgements

The preparation of this report on a timely basis could not be accomplished without the efficient and dedicated services of the Department of Administration's Accounting staff. We would like to express our appreciation to all members of our staff, including Accounting Services Manager, Danielle Igielski; Principal Financial Analyst, Robert Ries; Principal Financial Analyst, Kayla Kaboskey; Senior Financial Analyst, Marisa Schlichting; and Fiscal Specialist, Nadine McMillian, who assisted and contributed to the preparation of this report.

Appreciation is also expressed for the excellent assistance received from our independent auditors, CliftonLarsonAllen LLP. We would also like to thank the County Board and Finance Committee Chairpersons, the County Board of Supervisors, and the Finance Committee for their interest and support in planning and conducting financial operations of the County in a responsible and forward thinking manner.

Respectfully submitted,



Paul F. Farrow
County Executive



Andrew V. Thelke
Director of Administration

THIS PAGE LEFT BLANK



Government Finance Officers Association

Certificate of
Achievement
for Excellence
in Financial
Reporting

Presented to

**Waukesha County
Wisconsin**

For its Annual Comprehensive
Financial Report
For the Fiscal Year Ended

December 31, 2021

Christopher P. Morill

Executive Director/CEO

THIS PAGE LEFT BLANK

WAUKESHA COUNTY
Department Heads
as of December 31, 2022

Administration	Andrew V. Thelke
Bridges Library System	Karol Kennedy
* Chief Judge	Jennifer R. Dorow
* Clerk of Courts	Monica Paz
Corporation Counsel	Erik G. Weidig
* County Board Chairperson	Paul L. Decker
* County Clerk	Margaret T. Wartman
* County Executive	Paul Farrow
* District Attorney	Susan L. Opper
Emergency Preparedness	Gary Bell
Health & Human Services	Elizabeth Aldred
Medical Examiner	Lynda M. Biedrzycki
Parks & Land Use	Dale R. Shaver
Public Works	Allison M. Bussler
* Register of Deeds	James R. Behrend
* Sheriff	Eric J. Severson
* Treasurer	Pamela F. Reeves
University of Wisconsin-Extension	Jerry Braatz
* Elected Position	

**OFFICIALS OF WAUKESHA COUNTY
COUNTY BOARD OF SUPERVISORS
BOARD YEAR #177 (2022)
(Term Expires April, 2024)**

Chairperson Paul L. Decker
First Vice Chairperson Keith Hammitt
Second Vice Chairperson James A. Heinrich

EXECUTIVE COMMITTEE

Paul L. Decker, Chairperson	Jacob LaFontain
Keith Hammitt	Larry Nelson
James A. Heinrich	Thomas A. Michalski
Peter M. Wolff	

FINANCE COMMITTEE

James A. Heinrich, Chairperson	Jim Batzko
Tyler J. Foti	Darryl J. Enriquez
Joel R. Gaughan	Richard Morris
Larry Bangs	

HEALTH AND HUMAN SERVICES COMMITTEE

Peter M. Wolff, Chairperson	Jennifer Grant
Jeremy Walz	Thomas J. Schellinger
Matthew E. Weil	Gary J. Szpara
Larry Bangs	

HUMAN RESOURCES COMMITTEE

Larry Nelson, Chairperson	Brian Meier
Michael A. Crowley	Chris Mommaerts
Jeremy Walz	Terry Theime
Darlene M. Johnson	

JUDICIARY AND LAW ENFORCEMENT COMMITTEE

Jacob LaFontain, Chairperson
Tyler J. Foti
Terry Thieme
Michael A. Crowley

Robert L. Kolb
Thomas J. Schellinger
Matthew E. Weil

LAND USE, PARKS, AND ENVIRONMENT COMMITTEE

Thomas A. Michalski, Chairperson
Jennifer Grant
Chris Mommaerts
Christine M. Howard

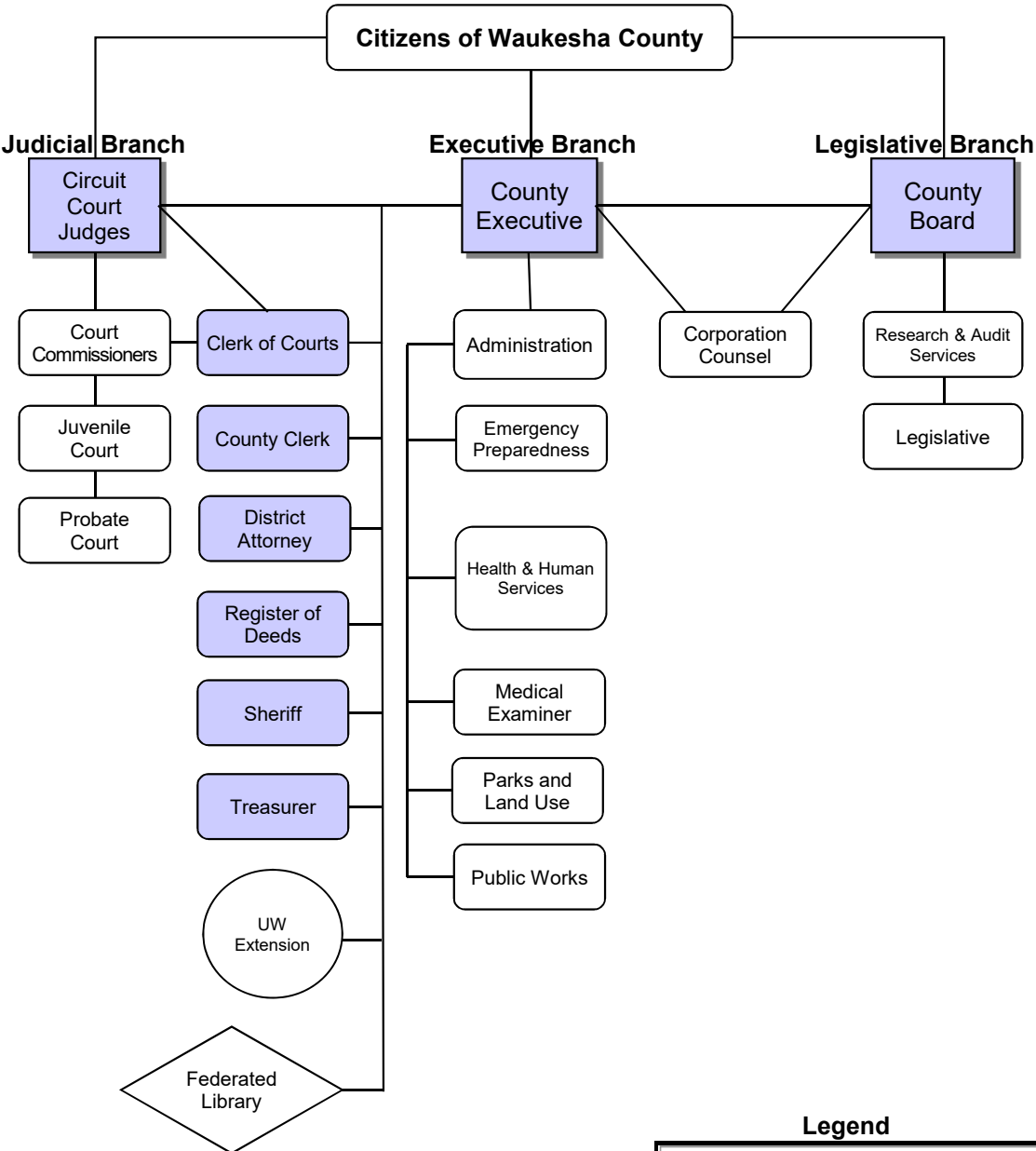
Robert L. Kolb
Brian Meier
Gary J. Szpara

PUBLIC WORKS COMMITTEE



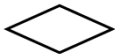
Keith Hammitt, Chairperson
Richard Morris
Christine M. Howard
Jim Batzko

Darryl J. Enriquez
Joel R. Gaughan
Darlene M. Johnson

Waukesha County Organizational Chart



Legend

	Elected Officials
	County and State Shared Governance
	Board or Commission Governance



INDEPENDENT AUDITORS' REPORT

Tot the Honorable Board of County Supervisors
Waukesha County, Wisconsin
Waukesha, Wisconsin

Report on the Audit of the Financial Statements

Opinions

We have audited the accompanying financial statements of the governmental activities, the business-type activities, the discretely presented component unit, each major fund, and the aggregate remaining fund information of the Waukesha County, Wisconsin (the County), as of and for the year ended December 31, 2022, and the related notes to the financial statements, which collectively comprise the County's basic financial statements as listed in the table of contents.

In our opinion, the financial statements referred to above present fairly, in all material respects, the respective financial position of the governmental activities, the business-type activities, the discretely presented component unit, each major fund, and the aggregate remaining fund information of the County, as of December 31, 2022, and the respective changes in financial position, and, where applicable, cash flows thereof for the year then ended in accordance with accounting principles generally accepted in the United States of America.

Basis for Opinions

We conducted our audit in accordance with auditing standards generally accepted in the United States of America (GAAS) and the standards applicable to financial audits contained in *Government Auditing Standards*, issued by the Comptroller General of the United States. Our responsibilities under those standards are further described in the Auditors' Responsibilities for the Audit of the Financial Statements section of our report. We are required to be independent of the County and to meet our other ethical responsibilities, in accordance with the relevant ethical requirements relating to our audit. We believe that the audit evidence we have obtained is sufficient and appropriate to provide a basis for our audit opinions.

Emphasis-of-Matter – Implementation of New Standard

As discussed in Note 1 to the financial statements, effective January 1, 2022, the County adopted new accounting guidance, Governmental Accounting Standards Board (GASB) Statement No. 87, *Leases*. The guidance requires lessors to recognize a lease receivable and a corresponding deferred inflow of resources and lessee to recognize an intangible right-to-use asset and corresponding lease liability for all leases with noncancellable lease terms greater than twelve months. The implementation had no impact on the County's previously reported fund balance or net position. Our opinion is not modified with respect to this matter.

Responsibilities of Management for the Financial Statements

Management is responsible for the preparation and fair presentation of the financial statements in accordance with accounting principles generally accepted in the United States of America, and for the design, implementation, and maintenance of internal control relevant to the preparation and fair presentation of financial statements that are free from material misstatement, whether due to fraud or error.

In preparing the financial statements, management is required to evaluate whether there are conditions or events, considered in the aggregate, that raise substantial doubt about the County's ability to continue as a going concern for twelve months beyond the financial statement date, including any currently known information that may raise substantial doubt shortly thereafter.

Auditors' Responsibilities for the Audit of the Financial Statements

Our objectives are to obtain reasonable assurance about whether the financial statements as a whole are free from material misstatement, whether due to fraud or error, and to issue an auditors' report that includes our opinions. Reasonable assurance is a high level of assurance but is not absolute assurance and therefore is not a guarantee that an audit conducted in accordance with GAAS and *Government Auditing Standards* will always detect a material misstatement when it exists. The risk of not detecting a material misstatement resulting from fraud is higher than for one resulting from error, as fraud may involve collusion, forgery, intentional omissions, misrepresentations, or the override of internal control. Misstatements are considered material if there is a substantial likelihood that, individually or in the aggregate, they would influence the judgment made by a reasonable user based on the financial statements.

In performing an audit in accordance with GAAS and *Government Auditing Standards*, we:

- Exercise professional judgment and maintain professional skepticism throughout the audit.
- Identify and assess the risks of material misstatement of the financial statements, whether due to fraud or error, and design and perform audit procedures responsive to those risks. Such procedures include examining, on a test basis, evidence regarding the amounts and disclosures in the financial statements.
- Obtain an understanding of internal control relevant to the audit in order to design audit procedures that are appropriate in the circumstances, but not for the purpose of expressing an opinion on the effectiveness of County's internal control. Accordingly, no such opinion is expressed.
- Evaluate the appropriateness of accounting policies used and the reasonableness of significant accounting estimates made by management, as well as evaluate the overall presentation of the financial statements.
- Conclude whether, in our judgment, there are conditions or events, considered in the aggregate, that raise substantial doubt about County's ability to continue as a going concern for a reasonable period of time.

We are required to communicate with those charged with governance regarding, among other matters, the planned scope and timing of the audit, significant audit findings, and certain internal control related matters that we identified during the audit.

Required Supplementary Information

Accounting principles generally accepted in the United States of America require that the required supplementary information, as identified in the table of contents, be presented to supplement the basic financial statements. Such information is the responsibility of management and, although not a part of the basic financial statements, is required by the Governmental Accounting Standards Board who considers it to be an essential part of financial reporting for placing the basic financial statements in an appropriate operational, economic, or historical context. We have applied certain limited procedures to the required supplementary information in accordance with GAAS, which consisted of inquiries of management about the methods of preparing the information and comparing the information for consistency with management's responses to our inquiries, the basic financial statements, and other knowledge we obtained during our audit of the basic financial statements. We do not express an opinion or provide any assurance on the information because the limited procedures do not provide us with sufficient evidence to express an opinion or provide any assurance.

Supplementary Information

Our audit was conducted for the purpose of forming opinions on the financial statements that collectively comprise the County's basic financial statements. The accompanying supplementary information, as identified in the table of contents, is presented for purposes of additional analysis and are not a required part of the basic financial statements. Such information is the responsibility of management and was derived from and relates directly to the underlying accounting and other records used to prepare the basic financial statements. The information has been subjected to the auditing procedures applied in the audit of the basic financial statements and certain additional procedures, including comparing and reconciling such information directly to the underlying accounting and other records used to prepare the basic financial statements or to the basic financial statements themselves, and other additional procedures in accordance with GAAS. In our opinion, the accompanying supplementary information, as identified in the table of contents, is fairly stated, in all material respects, in relation to the basic financial statements as a whole.


Other Information

Management is responsible for the other information included in the annual report. The other information comprises the introductory section and statistical section, as identified in the table of contents, but does not include the basic financial statements and our auditors' report thereon. Our opinions on the basic financial statements do not cover the other information, and we do not express an opinion or any form of assurance thereon.

In connection with our audit of the basic financial statements, our responsibility is to read the other information and consider whether a material inconsistency exists between the other information and the basic financial statements, or the other information otherwise appears to be materially misstated. If, based on the work performed, we conclude that an uncorrected material misstatement of the other information exists, we are required to describe it in our report.

Other Reporting Required by Government Auditing Standards

In accordance with *Government Auditing Standards*, we have also issued our report dated June 9, 2023, on our consideration of the County's internal control over financial reporting and on our tests of its compliance with certain provisions of laws, regulations, contracts, and grant agreements and other matters. The purpose of that report is solely to describe the scope of our testing of internal control over financial reporting and compliance and the results of that testing, and not to provide an opinion on the effectiveness of the County's internal control over financial reporting or on compliance. That report is an integral part of an audit performed in accordance with *Government Auditing Standards* in considering the County's internal control over financial reporting and compliance.



CliftonLarsonAllen LLP

Milwaukee, Wisconsin
June 9, 2023

THIS PAGE LEFT BLANK

MANAGEMENT'S DISCUSSION AND ANALYSIS (UNAUDITED)

THIS PAGE LEFT BLANK

WAUKESHA COUNTY, WISCONSIN
MANAGEMENT'S DISCUSSION AND ANALYSIS (unaudited)
December 31, 2022

This section of Waukesha County's annual comprehensive financial report presents a discussion and analysis of the County's financial performance during the fiscal year ended December 31, 2022. Please read it in conjunction with the transmittal letter at the front of this report and the County's basic financial statements following this section.

FINANCIAL HIGHLIGHTS

- The assets and deferred outflows of the County exceeded the liabilities and deferred inflows of resources at the close of 2022 by \$527.8 million (*net position*). Of this amount, \$98.6 million is classified as *unrestricted net position*, \$68.3 million is restricted for specific purposes (*restricted net position*), and \$360.9 million is net investment in capital assets.
- The County's total net position increased by \$14.5 million. Restricted net position increased by \$13.5 million, unrestricted net position increased by \$1.3 million, and net investments in capital assets decreased by \$0.3 million.
- On December 31, 2022, the County's governmental funds reported combined fund balances of \$108.9 million, a decrease of \$1.1 million. Approximately \$45.8 million, or 42.1% of the combined fund balance, is unassigned and available for use within the County's designations and policies.

OVERVIEW OF THE FINANCIAL STATEMENTS

This discussion and analysis is intended to serve as an introduction to the County's basic financial statements. The County's basic financial statements comprise three components: 1) government-wide financial statements, 2) fund financial statements, and 3) notes to the financial statements. This report also contains other supplementary information in addition to the basic financial statements themselves.

Government-wide financial statements are designed to provide readers with a broad overview of the County's financial statements, in a manner similar to a private-sector business.

The *statement of net position* presents information of all county assets, deferred outflows, liabilities and deferred inflows of resources with the difference between the four reported as *net position*. Over time, increases or decreases in net position may serve as a useful indicator of whether the financial position of the County is improving or deteriorating.

The *statement of activities* presents information showing how net position changed during the most recent fiscal year. All changes in net position are reported as soon as the underlying event giving rise to the change occurs, *regardless of the timing of related cash flows*. Thus, revenues and expenses are reported in this statement for some items that will result in cash flows in future fiscal periods (e.g. uncollected taxes and earned but unused vacation leave).

Both of these government-wide financial statements distinguish functions of the County that are principally supported by taxes and intergovernmental revenues (*governmental activities*) from other functions that are intended to recover all or a significant portion of their costs through user fees and charges (*business-type activities*). The governmental activities of the County include justice and public safety; health and human services; environment, parks, and education; public works, and general government. The business type activities of the County include radio services, golf courses, ice arenas, materials recovery facility, and airport.

WAUKESHA COUNTY, WISCONSIN
MANAGEMENT'S DISCUSSION AND ANALYSIS (unaudited)
December 31, 2022

The government-wide financial statements include not only Waukesha County itself (known as the *primary government*) but also a legally separate Bridges Library System for which Waukesha County is accountable. Financial information for this component unit is reported separately from the financial information presented for the primary government itself.

The government-wide financial statements can be found on pages 37-38 of this report.

Fund financial statements are groupings of related accounts that are used to maintain control over resources that have been segregated for specific activities or objectives. The County, like other state and local governments, uses fund accounting to ensure and demonstrate finance-related legal compliance. All of the funds of the County can be divided into three categories: governmental funds, proprietary funds, and fiduciary funds.

Governmental funds are used to account for essentially the same functions reported as governmental activities in the government-wide financial statements. However, unlike the government-wide financial statements, governmental funds financial statements focus on *near-term inflows and outflows of spendable resources*, as well as *on balances of spendable resources* available at the end of the fiscal year. Such information may be useful in evaluating a county's near-term financial requirements.

Because the focus of governmental funds is narrower than that of the government-wide financial statements, it is useful to compare the information presented for *governmental funds* with similar information presented for *governmental activities* in the government-wide financial statements. By so doing, readers may better understand the long-term impact of the government's near-term financing decisions. Both the governmental funds balance sheet and the governmental funds statement of revenues, expenditures and changes in fund balances provide a reconciliation to facilitate this comparison between *governmental funds* and *governmental activities*.

The County maintains 11 individual governmental funds. Information is presented separately in the governmental funds balance sheet and in the governmental funds statement of revenues, expenditures and changes in fund balances for the General, Debt Service, Capital Projects and Special Purpose Grant funds, which are considered to be major funds. Data from the other 7 governmental funds are combined into a single, aggregated presentation. Individual fund data for each of these non-major governmental funds is provided in the form of *combining statements* elsewhere in this report.

The basic *governmental fund* financial statements can be found on pages 42-48 of this report.

Proprietary funds are maintained two ways. *Enterprise funds* are used to report the same functions presented as *business-type activities* in the government-wide financial statements. The County uses enterprise funds to account for the airport, radio services, golf courses, ice arenas, and materials recovery facility. *Internal service funds* are an accounting device used to accumulate and allocate costs internally among the County's various functions. The County uses internal service funds to account for risk management/self-insurance, health and dental self-insurance, vehicle replacement, central fleet maintenance, collections, and end user technology. Because these services predominantly benefit governmental rather than business-type functions, they have been included within *governmental activities* in the government-wide financial statements.

Proprietary fund financial statements provide the same type of information as the government-wide financial statements, only in more detail. The Airport, Radio Services fund and Materials Recovery Facility fund are considered to be major funds of the County. The County's six internal service funds are combined into a single aggregated presentation in the proprietary funds financial statements. Individual fund data for the internal service funds is provided in the form of *combining statements* elsewhere in this report.

The *proprietary funds* financial statements can be found on pages 52-57 of this report.

WAUKESHA COUNTY, WISCONSIN
MANAGEMENT'S DISCUSSION AND ANALYSIS (unaudited)
December 31, 2022

Fiduciary Funds are used to account for assets held by the County in a trustee capacity or as an agent for individuals, private organizations, and/or other governmental units.

Custodial Funds are used to report fiduciary activities that are not required to be reported in pension (and other employee benefit) trust funds, investment trust funds, or private-purpose trust funds. Custodial funds account for assets held by the County in a trustee capacity or as an agent for individuals, private organizations, and/or other governmental units. The County maintains 11 custodial funds. Data from the custodial funds are combined into a single aggregate presentation.

The basic *custodial fund* financial statements can be found on page 61-62 of this report.

Notes to the Basic Financial Statements provide additional information that is essential to a full understanding of the data provided in the government-wide and fund financial statements. The notes can be found on pages 63-108 of this report.

Required Supplementary Information is presented for the budgetary schedules of the General fund, Special Purpose Grant fund, and pension and contribution schedules.

WAUKESHA COUNTY, WISCONSIN
MANAGEMENT'S DISCUSSION AND ANALYSIS (unaudited)
December 31, 2022

GOVERNMENT-WIDE FINANCIAL ANALYSIS

As noted earlier, net position may serve over time as a useful indicator of a government's financial position. For the County, assets and deferred outflows exceed liabilities and deferred inflows of resources by \$527.8 million at the close of the most recent fiscal year.

Waukesha County
Net Position
(in \$000's)

	Governmental activities		Business-type activities		Total	
	2022	2021	2022	2021	2022	2021
Current and other assets	\$404,379	\$366,472	\$22,566	\$15,420	\$426,945	\$381,892
Capital assets	411,748	414,065	31,634	33,329	443,382	447,394
Total assets	816,127	780,537	54,200	48,749	870,327	829,286
Pension related amounts	94,747	62,670	1,668	1,265	96,415	63,935
Total deferred outflows of resources	94,747	62,670	1,668	1,265	96,415	63,935
Current and other liabilities	124,043	104,345	1,939	996	125,982	105,341
Long-term liabilities	74,146	76,610	-	-	74,146	76,610
Total liabilities	198,189	180,955	1,939	996	200,128	181,951
Deferred Grant Revenue	75	75	2	-	77	75
Property taxes levied for future periods	116,299	113,210	-	-	116,299	113,210
Leases related	155	-	5,643	-	5,798	-
Pension related amounts	114,645	83,027	2,027	1,673	116,672	84,700
Total deferred inflows of resources	231,174	196,312	7,672	1,673	238,846	197,985
Net Position:						
Net investment in capital assets	329,250	327,917	31,634	33,329	360,884	361,246
Restricted net position	67,387	53,990	860	753	68,247	54,743
Unrestricted net position	84,874	84,033	13,763	13,263	98,637	97,296
Total net position	\$481,511	\$465,940	\$46,257	\$47,345	\$527,768	\$513,285

The largest portion of the County's net position (68.4%) reflects its net investment in capital assets (e.g. land and easements, structures and improvements, infrastructure, and equipment, net of accumulated depreciation/amortization, less any related debt used to acquire those assets that is still outstanding). The County uses these capital assets to provide services to citizens; consequently, these assets are *not* available for future spending. Although the County's net investment in its capital assets is reported net of related debt, it should be noted that the resources needed to repay this debt must be provided from other sources, since the capital assets themselves cannot be used to liquidate these liabilities.

Unrestricted net position comprises 18.7% of the County's net position. These resources may be used to meet the County's ongoing obligations.

The remaining balance of the County's net position, 12.9%, represents resources that are subject to external restrictions (grant or trust terms, laws or regulations of other governments, etc.) on how they may be used.

WAUKESHA COUNTY, WISCONSIN
MANAGEMENT'S DISCUSSION AND ANALYSIS (unaudited)
December 31, 2022

At the end of the current fiscal year, the County reported positive balances in all three categories of net position, both for the County as a whole, as well as for its separate governmental and business-type activities. The same situation held true for the prior fiscal year.

As shown on the following table, the County's net position increased by \$14.5 million during the current year. This results from total 2022 revenues of \$258.9 million and expenses of \$244.4 million. Overall revenues decreased by \$8.8 million from the prior year, while expenses decreased by \$4.3 million.

Waukesha County
Changes in Net Position
(in \$000's)

	Governmental Activities		Business-type Activities		Total	
	2022	2021	2022	2021	2022	2021
Revenues:						
Program revenues:						
Charges for services	\$ 49,074	\$ 50,716	\$ 6,961	\$ 7,491	\$ 56,035	\$ 58,207
Operating grants and contributions	74,716	74,543	1,256	1,534	75,972	76,077
Capital grants and contributions	4,487	8,505	-	-	4,487	8,505
General revenues:						
Property taxes	114,874	113,250	-	-	114,874	113,250
Grants and contributions, not restricted for specific programs	2,270	2,533	-	-	2,270	2,533
Investment earnings (losses)	(7,602)	(959)	624	42	(6,978)	(917)
Miscellaneous	11,569	9,255	112	142	11,681	9,397
Gain on disposal/sale of capital assets	548	647	3	-	551	647
Total revenues	249,936	258,490	8,956	9,209	258,892	267,699
Expenses:						
Justice and public safety	63,841	62,916	-	-	63,841	62,916
Health and human services	85,625	87,863	-	-	85,625	87,863
Environment, parks and education	28,225	30,227	-	-	28,225	30,227
Public works	37,484	36,651	-	-	37,484	36,651
General government	17,704	19,221	-	-	17,704	19,221
Interest expense	1,486	1,453	-	-	1,486	1,453
Radio services	-	-	1,235	1,078	1,235	1,078
Golf courses	-	-	2,128	2,874	2,128	2,874
Ice arenas	-	-	1,282	1,166	1,282	1,166
Materials recovery facility	-	-	3,042	3,167	3,042	3,167
Airport	-	-	2,357	2,118	2,357	2,118
Total Expenses	234,365	238,331	10,044	10,403	244,409	248,734
Increase (decrease) before transfers	15,571	20,159	(1,088)	(1,194)	14,483	18,965
Transfers	-	(286)	-	286	-	-
Increase (decrease) in net position	15,571	19,873	(1,088)	(908)	14,483	18,965
Net position beginning of year	465,940	446,067	47,345	48,253	513,285	494,321
Net position end of year	\$ 481,511	\$ 465,940	\$ 46,257	\$ 47,345	\$ 527,768	\$ 513,286

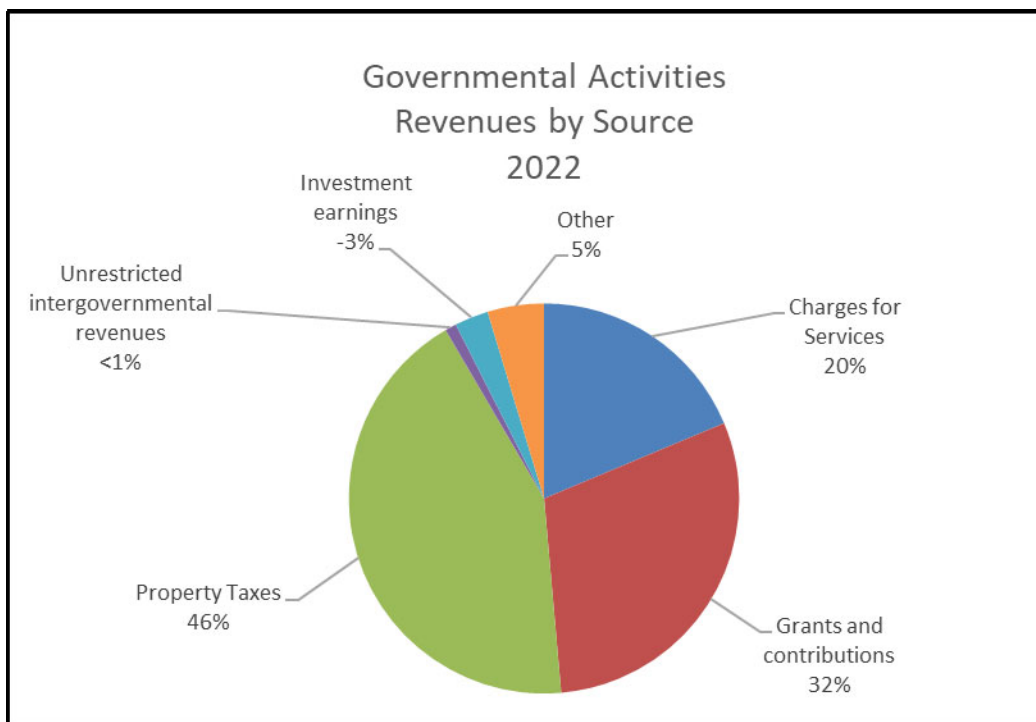
WAUKESHA COUNTY, WISCONSIN
MANAGEMENT'S DISCUSSION AND ANALYSIS (unaudited)
December 31, 2022

Governmental Activities

Governmental activities increased the County's net position by \$15.6 million, compared to \$19.9 million increase in 2021. This included a decrease in revenues of \$8.6 million, or 3.3%. Highlights include the following:

- Charges for services decreased by \$1.6 million to \$49.1 million mainly due to decreases in services provided during 2022 across various departments compared to the higher 2021 numbers. This includes \$0.5 million Health and Human Services Mental Health client services based on a reduced patient census related to lower staffing levels restricting the capacity for patients; \$0.7 million retiree health insurance premiums due to drastic drops in membership (72 members in 2021 to 32 members in 2022); \$0.2 million park fees; and \$1.2 million in real estate transfer, recording, and copy/duplicating fees as the result of higher interest rates impacting the real estate market. This decrease is partially offset by \$0.9 million increase in Public Works due to increases in highway maintenance reimbursed by the State of Wisconsin.
- Investment earnings decreased by \$6.6 million resulting in a loss of \$7.6 million in 2022, due to sharply higher market yields as the result of the Federal Reserve raising rates significantly in 2022, resulting in a large negative fair value adjustment to the County's investments.
- Capital grants and contributions decreased by \$4 million to \$4.5 million due to less contributed capital recorded for completed capital projects compared to 2021.
- Property taxes increased by \$1.6 million to \$114.9 million in accordance with the levy limits imposed by the State of Wisconsin.
- Miscellaneous increased by \$2.3 million to \$11.6 million due to the receipt of \$2.9 million in opioid settlement funds (further detail in Special Purpose Grant Fund).

The percentage of revenues by source is shown below. The primary changes from 2021 include Property Taxes increased to 46% versus 44% in 2021, Other increased to 5% versus 4% in 2021, and Investment Earnings decreased to -3% versus 0% in 2021. Charges for Services increased, Grants and Contributions, and Unrestricted Intergovernmental remained the same from 2021 at 20%, 32%, and 1% respectively.

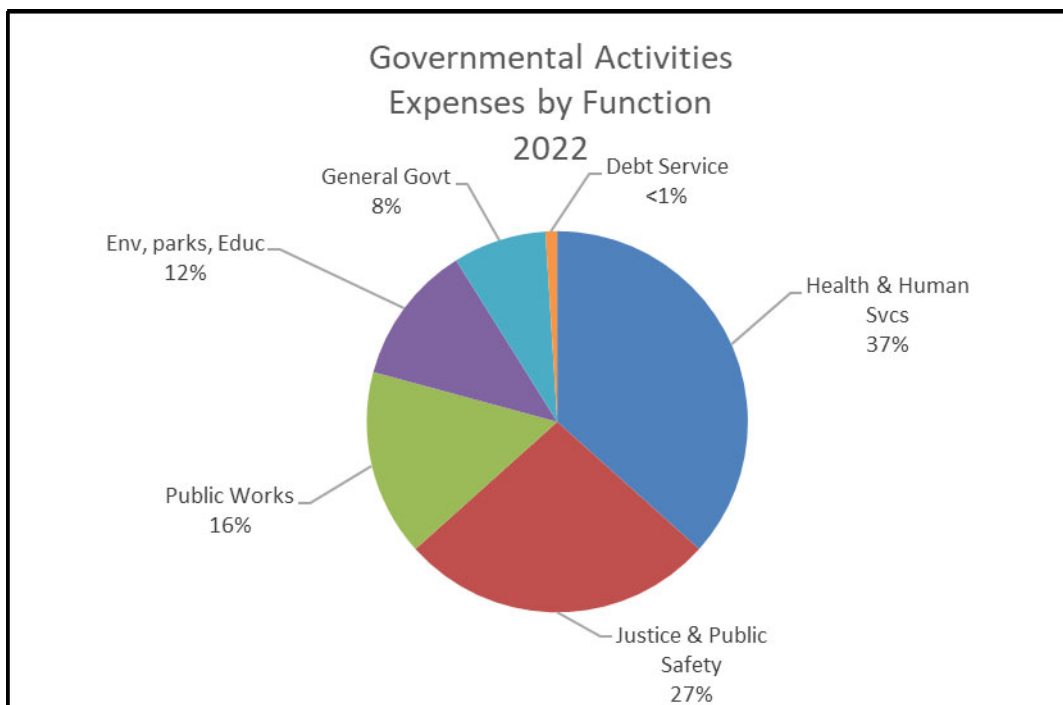


WAUKESHA COUNTY, WISCONSIN
MANAGEMENT'S DISCUSSION AND ANALYSIS (unaudited)
December 31, 2022

Expenses for governmental activities decreased by \$4 million from 2021. Decreases in costs are spread across multiple program areas. Highlights include the following:

- Personnel expenses decreased \$2.1 million primarily due to a \$2.9 million decrease in temporary extra help (\$1.8 million) and related expenses for Public Health pandemic response efforts of investigating positive disease results, tracing recent contacts, and vaccine administration that was previously funded by a federal CDC ELC grant. There was also a decrease in financial statement adjustments for pension expenses by \$0.4 million related to Wisconsin Retirement System (WRS) going from 105.26% to 106.02% funded. This was partially offset with a three dollar (\$3.00) per hour salary adjustment for sworn non-represented law enforcement supervisors for the Sheriff's department resulting in a \$0.8 million increase in personnel.
- Operating expenses decreased by \$3.5 million primarily due to a decrease of \$2.6 million in Community Development grants to communities for both the Emergency Rent Assistance Program (\$1.4 million) and CDBG/Home (\$1.2 million). There was also a decrease in health insurance claims by \$1.8 due to fewer claims/large value claims. This is partially offset by an increase in Public Works depreciation expenses by \$0.8 million.
- Capital outlay expenses decreased \$0.3 million, which varies between years based on completion of capital projects.
- Interdepartmental charges increased \$2 million mostly due to increases for correlated expenses for computer maintenance and information systems, vehicle replacements, repairs, gasoline, and bailiff services.

The percentage of expenses by function is shown below.

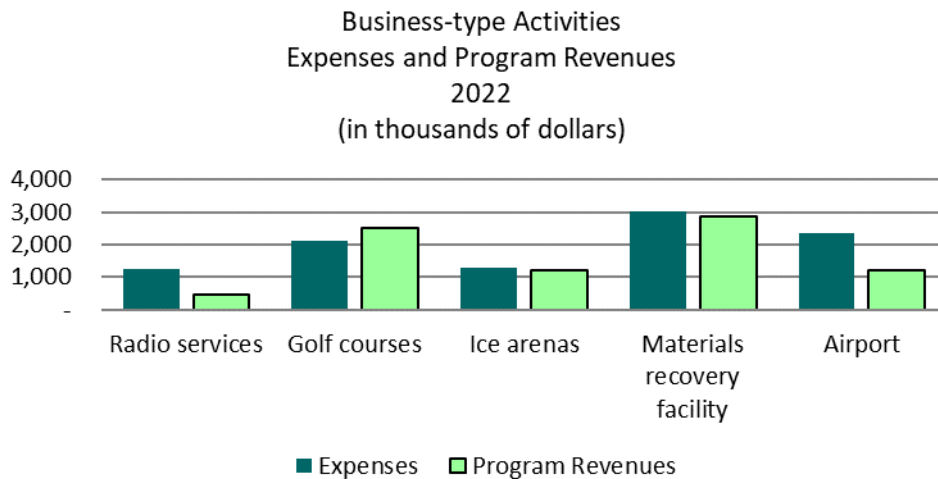


WAUKESHA COUNTY, WISCONSIN
 MANAGEMENT'S DISCUSSION AND ANALYSIS (unaudited)
 December 31, 2022

Business-type Activities

Business-type activities decreased the County's net position by approximately \$1.1 million. Program expenses exceeded program revenues by \$1.8 million. Key results include the following:

- The Airport Fund had a decrease in net position of \$1.1 million, mainly related to depreciation expenses, which the operation is not expected to recoup on assets funded by State or Federal dollars. The County will not replace airport facilities funded substantially with state and federal dollars unless similar funds are available for such expenses. In addition, there was a \$0.2 million increase in runway maintenance expenses for snow removal.
- The Radio Services Fund had a decrease in net position of \$0.3 million. This is mostly due to an increase in operating costs related to additional telecommunications equipment purchased for Health and Human Services, software support costs for P25 systems, and electricity expenses.
- The Golf Course Fund had a decrease in net position of \$0.1 million, mainly due to waiving a \$461,609 interfund loan from the Golf Course Fund to the Ice Arena Fund for initial construction of the arenas (shown as a transfer between the two funds). This is partially offset by an increase in the average revenue amount per round from \$22.91 to \$25.08 due to budgeted increases in greens fees.
- The Ice Arena Fund had an increase in net position of \$0.4 million, mostly due to waiving a \$461,609 interfund loan from the Golf Course Fund to the Ice Arena Fund for initial construction of the arenas (shown as a transfer between the two funds).
- The Materials Recovery Facility (MRF) Fund had a decrease in net position of \$0.1 million, mainly related to a decrease in material sales revenue due to a reduction in recyclable material being processed at the MRF, despite rebounding recycling markets. While the average price per ton for recyclables in 2022 was higher than in 2021 (2022: \$101/ton, 2021: \$95/ton), markets fluctuated because of changing economic conditions, ranging from \$28/ton to \$180/ton, impacting material sales.



WAUKESHA COUNTY, WISCONSIN
MANAGEMENT'S DISCUSSION AND ANALYSIS (unaudited)
December 31, 2022

FINANCIAL ANALYSIS OF THE COUNTY'S FUNDS

As noted earlier, the County uses fund accounting to ensure and demonstrate compliance with finance-related legal requirements.

Governmental Funds. The focus of the County's *governmental funds* is to provide information on near-term inflows, outflows, and balances of *spendable* resources. Such information is useful in assessing the County's financing requirements. In particular, unassigned fund balance may serve as a useful measure of a government's net resources available for spending at the end of the fiscal year.

At the end of the current fiscal year, Waukesha County's governmental funds reported combined fund balances of \$108.9 million, a decrease of \$1 million from prior year. Approximately \$63 million or 57.9% of the combined fund balance is non-spendable, restricted, committed, or assigned for specific purposes, so it is not available for new spending. This includes the following.

- Non-spendable fund balance of \$12.5 million, including \$3.4 million for long-term receivables/advances; \$5.9 million for prepaid items and inventories; and \$3.2 million for delinquent property taxes.
- Restricted fund balance of \$14.1 million, including \$4.3 million restricted for park purposes, \$4.5 million restricted for Human Services purposes, \$3.8 million restricted for debt service, and \$1.5 million restricted for Community development.
- Committed fund balance of \$25.4 million. \$24.9 million is committed for capital projects; and \$0.5 million is committed for sick leave payouts and veteran services.
- Assigned fund balance of \$11 million, including \$7.7 million of funds assigned in the 2022 budget, \$1.4 million assigned for equipment replacement, \$1.2 million of funds assigned to the contingency fund, and the remaining \$0.7 million consists of jail assessment fees, seized funds, juror donations, dog donations and land information systems.

The remaining \$45.8 million, or 42.1%, of fund balance is unassigned, meaning it is available for spending at the government's discretion.

General Fund

The General fund is the chief operating fund of the County. The fund balance decreased by \$4.2 million for the year, reflecting excess expenditures over revenues of \$3.2 million, transfers in of \$1.8 million, and transfers out of \$2.8 million.

The main factor for the \$4.2 million decrease in fund balance is related to a \$8 million loss in investment earnings due to the fair value adjustment on the County's investments. The Federal Reserve increased interest rates significantly in 2022, and the subsequent rise in rates caused the fair value of the County's investments to decrease. This was partially offset by \$3.6 million in Public Health pandemic response funds.

At the end of the current fiscal year, the General fund's unassigned fund balance was \$49.8 million while total fund balance was \$69.7 million. As a measure of the General fund's liquidity, it may be useful to compare both unassigned fund balance and total fund balance to total fund expenditures. Unassigned fund balance represents 26.5% percent of total General fund expenditures compared to 28% in 2021. Total fund balance represents 37% percent of General fund expenditures compared to 39% in 2021. For unassigned fund balance cash availability, the County uses unassigned fund balance for both general and special revenue expenditures to provide liquidity to those funds.

WAUKESHA COUNTY, WISCONSIN
MANAGEMENT'S DISCUSSION AND ANALYSIS (unaudited)
December 31, 2022

Special Purpose Grant Fund

The special purpose grant fund has a total fund balance of \$2.9 million, all of which is restricted to Human Services from Opioid Settlement. These funds are to be used to support treatment of Opioid Use Disorder (OUD) and any co-occurring Substance Use Disorder or Mental Health (SUD/MH) conditions through evidence-based or evidence-informed programs or strategies.

Debt Service Fund

The debt service fund has a total fund balance of \$3.8 million, all of which is restricted for the payment of debt service. This increased \$0.2 million from 2021.

Capital Projects Fund

The Capital Projects fund has a total fund balance of \$24.9 million, all of which is committed for existing and future capital projects. This decreased \$0.5 million from 2021 due to less contributed capital recorded for completed capital projects compared to 2021.

Proprietary Funds

Waukesha County's proprietary funds provide the same type of information found in the government-wide financial statements, but in more detail. Factors concerning the finances of these funds have already been addressed in the discussion of the County's business-type activities.

GENERAL FUND BUDGETARY HIGHLIGHTS

Differences between the original budget and the final amended budget resulted in a \$4.7 million increase in appropriations. Carryovers and open purchase orders accounted for 23% (\$1.1 million) of the increase. The balance of the increase from the original budget is due to the appropriation of an additional \$3.6 million, which predominately consists of the following appropriated funding:

- \$810,000 to Sheriff's department for a three dollar per hour salary adjustment for sworn non-represented law enforcement supervisors to be funded with American Rescue Plan Act (ARPA) revenues. The adjustment is to help improve retention and recruitment of law enforcement in a tight labor market.
- An additional \$313,000 to Sheriff's department for personnel expenses, including overtime due to coverage needed for COVID-19 sick leave and additional court security services, and operating expenses for personal protective equipment (PPE) related to preventing the spread of COVID-19 to be funded with ARPA revenues.
- \$1 million to Health and Human Services for additional operating expenditures for the Children's Long-Term Support (CLTS) waiver program relation for additional costs associated with reducing the waitlist of children into the program, as well as rising costs from service providers for goods and services. This program is supported with pass-through Medicaid funding from the State of Wisconsin and has no impact to the County.
- An additional \$347,500 to Health and Human Services to expand Comprehensive Community Services (CCS) to individuals, specifically youth, by delivering support to address unique client needs related to mental health and substance use. This expansion will increase capacity with the addition of five Senior Mental Health positions, two Clinical Therapists, two Human Services Supervisors, and one Senior Fiscal Specialist along with correlated technology and training costs.
- \$658,000 appropriated across multiple departments for inflationary impacts related to fuel, vehicle parts, and utilities to be funded with ARPA revenues. The ordinance was for \$1.6 million with the remaining going to Special Revenue and Proprietary Funds.

WAUKESHA COUNTY, WISCONSIN
MANAGEMENT'S DISCUSSION AND ANALYSIS (unaudited)
December 31, 2022

Actual revenues in the General fund were below the final amended budget by \$10.7 million mainly due fair value adjustments on County investments as mentioned in Governmental Activities.

Actual expenditures in the General fund were \$12.6 million under budget. Of that amount, \$1.8 million was carried forward for budgeted projects which were not completed in 2022. Operating expenses were \$5.3 million under budget (\$2.9 million excluding carryovers and non-departmental) largely due to Health and Human Services being under budget by \$1.8 million, which mostly consists of following expenses no longer needed or coming in lower than expected: \$0.7 million lower for residential care center and child group homes expenses due to more placements into foster care; and \$1.1 million lower for CLTS contracted services due to lower spending for the CLTS service coordinators as there has been a lot of turnover in the contracted positions. General Fund personnel costs were under budget by \$6.3 million (5.3% of budget) with Health and Human Services making up \$3.6 million and Emergency Preparedness \$0.8 million. The Non-Departmental fund had an additional \$1.3 million in unallocated expenditure authority. The balance of the budget variance was spread across several program areas.

CAPITAL ASSET AND DEBT ADMINISTRATION

Capital Assets

The County's investment in capital assets for its governmental and business-type activities at December 31, 2022, amounted to \$443.4 million (net of accumulated depreciation/amortization), a decrease of \$4 million from 2021. This investment in capital assets includes land and easements, infrastructure, structures and improvements, equipment, software, and construction in progress.

The County's infrastructure assets are recorded at estimated historical cost in the government-wide financial statements. The County has elected to use the depreciation method of reporting capital assets.

Waukesha County's Capital Assets
(net of depreciation/amortization)
(in 000's)

	Governmental Activities		Business-type Activities		Total	
	2022	2021	2022	2021	2022	2021
Land	\$ 61,885	\$ 61,838	\$ 10,289	\$ 10,289	\$ 72,174	\$ 72,127
Buildings	146,485	150,102	4,317	4,674	150,802	154,776
Land improvements	4,704	5,577	7,524	8,161	12,228	13,738
Machinery and equipment	5,402	6,057	8,912	9,976	14,314	16,033
Software	3,134	2,937	10	14	3,144	2,951
Vehicles	9,064	9,023	-	-	9,064	9,023
Infrastructure	152,927	153,090	-	-	152,927	153,090
Construction in Progress	28,147	25,441	582	215	28,729	25,656
Total	\$ 411,748	\$ 414,065	\$ 31,634	\$ 33,329	\$ 443,382	\$ 447,394

Further details of the County's capital assets can be found in Note 9 of the notes to the financial statements, pages 88-89.

WAUKESHA COUNTY, WISCONSIN
MANAGEMENT'S DISCUSSION AND ANALYSIS (unaudited)
December 31, 2022

Long Term Debt

At December 31, 2022, the County had \$81.9 million of general obligation promissory notes outstanding. The County maintains an Aaa rating from Moody's Investors Service and AAA from Fitch Investors Service on general obligation note issues. Under current state statutes, the County's general obligation note issuances are subject to a legal limitation based on five percent of the equalized value of taxable property in the County. As of December 31, 2022 the County's total amount applicable to debt margin (outstanding notes less debt service fund balance) is \$78.2 million, which was well below the legal limit of \$3.8 billion. The net debt per capita equaled \$190 at year-end.

During the year, the County issued \$11.3 million in general obligation promissory notes to finance part of the cost of capital improvements within the County.

Further details of the County's long-term debt activity can be found in Note 11, pages 91-92.

ECONOMIC FACTORS AND THE 2023 BUDGET AND RATES

Revenue increased by \$39.5 million in the 2023 budget, including an increase in intergovernmental contracts and grant revenue of \$34 million, largely due to federal American Rescue Plan Act (ARPA) – Coronavirus State and Local Fiscal Recovery Funds (CSLFRF) funding of \$29.3 million. This also includes \$1.7 million in case management and other revenues as part of a state mandate to eliminate the CLTS wait lists and an increase in CLTS-third party administrator revenues of \$2.5 million.

Charges for services increase by \$0.7 million largely due to a \$0.9 million increase in Comprehensive Community Services (CCS) revenues related to additional billable services for adolescents, a \$0.6 million increase in municipal police services provided by the Sheriff's department, a \$0.3 million increase for park system fees, and a \$0.2 million increase in Register of Deeds revenues for real estate transfer fees.

Interdepartmental revenues increase \$1.7 million, primarily from a \$0.7 million increase in Public Works - Central Fleet fuel charges related to higher fuel costs; a \$0.6 million increase in Non-Departmental-Health and Dental Insurance Fund premiums and HSA contributions charged to county departments, reflecting a 2.5% premium rate increase; and a \$0.4 million increase in End User Technology charges.

Other revenues increase \$0.7 million, or 3.7% to a total of \$20.2 million, mostly Health and Human Services revenues including \$729,800 of opioid class action lawsuit settlement proceeds, \$421,800 of Wisconsin Medicaid Cost Reporting (WIMCR) prior year settlement revenue, and \$348,800 of state institution collections revenue.

The federal American Rescue Plan Act (ARPA) of 2021, allocated approximately \$65.1 billion of funding to counties, including \$79 million to be allocated to the County based on population. Funds may be used to respond to the pandemic and its negative economic impacts (including assistance to affected households, businesses, and nonprofits), to pay for general government services to the extent of calculated revenue loss. The County received the first half of the funding in 2021 and the remaining in 2022. The County may use or obligate these funds through December 31, 2024 (with final spend by end of 2026). \$40.3 million in ARPA projects are incorporated in the 2023 budget including: \$20 million for a courthouse renovation project, \$3 million for economic impact programs, \$2.9 million for ERP system replacement, \$2.5 million for renovations of the Medical Examiner's office, \$1.2 million for Mental Health Center redesign, and \$1 million for pavement management plan (2023-2027).

WAUKESHA COUNTY, WISCONSIN
MANAGEMENT'S DISCUSSION AND ANALYSIS (unaudited)
December 31, 2022

As the opioid crisis continues to tear across the country, more than 3,000 state and local governments have targeted opioid makers and distributors in hopes of recouping billions in tax dollars spent dealing with the opioid epidemic. In 2021, nationwide settlements were reached against Johnson & Johnson, a manufacturer of prescription opioids, and the three major pharmaceutical distributors — Amerisource Bergen, Cardinal Health, and McKesson. The three distributors collectively will pay up to \$21 billion over 18 years. Johnson & Johnson will pay up to \$5 billion over nine years with up to \$3.7 billion paid during the first three years. The total funding distributed will be determined by the overall degree of participation by both litigating and non-litigating state and local governments. Most of the money is to be spent on opioid treatment and prevention. Each state's share of the funds was determined by agreement among the states using a formula that considers the impact of the crisis on the state—including the number of overdose deaths, the number of residents with substance use disorder, the quantity of opioids delivered—and the population of the state. In late 2022, agreements were announced with three pharmacy chains—CVS, Walgreens, and Walmart—and two additional manufacturers—Allergan and Teva.

The County will receive approximately \$24.4 million, in total, through 2038 from these settlements. In 2022, the County received \$2.9 million in Opioid Settlements funds. The 2023 budget includes \$0.7 million to Health and Human Services divisions for youth placement services, outpatient treatment, drug testing, and inmate treatment.

REQUEST FOR INFORMATION

This financial report is designed to provide a general overview of the County's finances for all those with an interest in the government's finances. Questions concerning any of the information provided in this report or requests for additional financial information should be addressed to the Department of Administration, Accounting Services Division, 515 West Moreland Blvd., Waukesha, WI 53188. This report can be found online at <https://waukeshacounty.gov/adminstration/accounting> under the Annual Comprehensive Financial Reports section.

THIS PAGE LEFT BLANK

GOVERNMENT-WIDE STATEMENTS

THIS PAGE LEFT BLANK

WAUKESHA COUNTY, WISCONSIN

STATEMENT OF NET POSITION
December 31, 2022

	Primary Government			Component Unit
	Governmental Activities	Business-type Activities	Total	
ASSETS				
Cash and investments	\$ 195,864,030	\$ 17,256,064	\$ 213,120,094	\$ 2,475,488
Receivables:				
Property taxes - delinquent	3,596,624	-	3,596,624	-
Property taxes - levied for ensuing year's budget	116,298,590	-	116,298,590	-
Accrued interest	775,760	-	775,760	-
Accounts	1,659,195	448,154	2,107,349	-
Due from other governments	19,180,544	161,204	19,341,748	27,934
Internal balances	1,590,613	(1,590,613)	-	-
Prepaid items	5,836,751	760	5,837,511	-
Inventories	1,249,762	71,377	1,321,139	-
Leases receivable	75,964	330,377	406,341	-
Advances to/from other funds	1,639,984	(1,639,984)	-	-
Restricted assets				
Restricted cash and investments	402,842	1,217,178	1,620,020	-
Deposit in WMMIC	2,459,264	-	2,459,264	-
Net pension asset	48,654,109	860,057	49,514,166	262,309
Loans receivable	5,014,760	-	5,014,760	-
Leases receivable - non-current	80,425	5,451,582	5,532,007	-
Capital assets:				
Land	61,884,570	10,288,747	72,173,317	-
Construction in progress	28,146,737	581,904	28,728,641	-
Buildings	256,957,012	18,335,017	275,292,029	107,528
Improvements other than buildings	27,474,697	24,737,526	52,212,223	-
Machinery and equipment	29,435,902	21,784,484	51,220,386	20,015
Software	12,568,779	35,859	12,604,638	414,136
Vehicles	19,984,503	-	19,984,503	-
Infrastructure	314,853,620	-	314,853,620	-
Accumulated depreciation/amortization	(339,557,522)	(44,129,742)	(383,687,264)	(470,148)
Total assets	\$ 816,127,515	\$ 54,199,951	\$ 870,327,466	\$ 2,837,262
DEFERRED OUTFLOWS OF RESOURCES				
Pension related amounts	\$ 94,746,971	\$ 1,667,796	\$ 96,414,767	\$ 508,292
Total deferred outflows of resources	\$ 94,746,971	\$ 1,667,796	\$ 96,414,767	\$ 508,292
LIABILITIES				
Accounts payable	\$ 9,723,928	\$ 1,311,756	\$ 11,035,684	\$ 42,944
Accrued compensation	6,629,507	126,407	6,755,914	-
Other liabilities	1,355,422	210,005	1,565,427	-
Due to other governments	1,515,840	-	1,515,840	4,300
Accrued interest payable	366,986	-	366,986	-
Other unearned revenue	79,799,688	290,349	80,090,037	-
Compensated absences	6,113,086	-	6,113,086	44,898
Current liabilities due within one year:				
Claims payable	4,754,802	-	4,754,802	-
Leases payable	-	-	-	29,439
Notes payable	13,784,000	-	13,784,000	-
Noncurrent liabilities due in more than one year:				
Claims payable	3,997,379	-	3,997,379	-
Leases payable	-	-	-	19,838
Notes payable	70,148,744	-	70,148,744	-
Total liabilities	\$ 198,189,382	\$ 1,938,517	\$ 200,127,899	\$ 141,419
DEFERRED INFLOWS OF RESOURCES				
Unearned revenue - library grant	\$ -	\$ -	\$ -	\$ 1,216,478
Unearned revenue - miscellaneous grants	75,000	2,345	77,345	-
Property taxes levied for future periods	116,298,590	-	116,298,590	-
Leases related	155,287	5,643,148	5,798,435	-
Pension related amounts	114,645,296	2,026,581	116,671,877	618,086
Total deferred inflows of resources	\$ 231,174,173	\$ 7,672,074	\$ 238,846,247	\$ 1,834,564
NET POSITION				
Net investment in capital assets	\$ 329,249,602	\$ 31,633,795	\$ 360,883,397	\$ 22,424
Restricted net position for:				
Park development	4,303,722	-	4,303,722	-
Debt service	3,386,241	-	3,386,241	-
Community development	6,504,984	-	6,504,984	-
Library purposes	-	-	-	1,084,838
Human services	4,538,295	-	4,538,295	-
Pension	48,654,109	860,057	49,514,166	262,309
Unrestricted net position	84,873,978	13,763,304	98,637,282	-
Total net position	\$ 481,510,931	\$ 46,257,156	\$ 527,768,087	\$ 1,369,571

See notes to financial statements.

WAUKESHA COUNTY, WISCONSIN

STATEMENT OF ACTIVITIES
For The Year Ended December 31, 2022

Functions/Programs	Expenses	Program Revenues			Primary Government Net (Expenses) Revenues and Changes in Net Position			Component Unit
		Charges for Services	Operating Grants and Contributions	Capital Grants and Contributions	Governmental Activities	Business-type Activities	Total	
PRIMARY GOVERNMENT								
GOVERNMENTAL ACTIVITIES								
Justice and public safety	\$ 63,841,506	\$ 14,646,685	\$ 5,635,687	\$ -	\$ (43,559,134)	\$ -	\$ (43,559,134)	\$ -
Health and human services	85,624,936	9,257,377	50,638,917	-	(25,728,642)	-	(25,728,642)	-
Environment, parks and education	28,224,817	10,064,338	8,207,614	-	(9,952,865)	-	(9,952,865)	-
Public works	37,483,801	9,231,662	6,477,157	4,486,633	(17,288,349)	-	(17,288,349)	-
General government	17,704,032	5,873,433	3,756,811	-	(8,073,788)	-	(8,073,788)	-
Interest expense	1,485,657	-	-	-	(1,485,657)	-	(1,485,657)	-
Total Governmental Activities	234,364,749	49,073,495	74,716,186	4,486,633	(106,088,435)	-	(106,088,435)	-
BUSINESS-TYPE ACTIVITIES								
Radio services	1,234,729	453,578	-	-	-	(781,151)	(781,151)	-
Golf courses	2,128,139	2,437,390	55,019	-	-	364,270	364,270	-
Ice arenas	1,281,743	1,210,135	-	-	-	(71,608)	(71,608)	-
Materials recovery facility	3,042,377	1,644,719	1,200,912	-	-	(196,746)	(196,746)	-
Airport	2,357,006	1,215,501	375	-	-	(1,141,130)	(1,141,130)	-
Total Business-type Activities	10,043,994	6,961,323	1,256,306	-	-	(1,826,365)	(1,826,365)	-
Totals	\$ 244,408,743	\$ 56,034,818	\$ 75,972,492	\$ 4,486,633	\$ (106,088,435)	\$ (1,826,365)	\$ (107,914,800)	\$ -
COMPONENT UNIT								
Bridges Library System	\$ 2,474,424	\$ 975,560	\$ 1,565,207	\$ -	\$ -	\$ -	\$ -	\$ 66,343
GENERAL REVENUES								
Property taxes					114,874,170	-	114,874,170	-
Grants and contributions, not restricted to specific programs					2,270,465	-	2,270,465	-
Investment earnings (losses)					(7,602,432)	624,002	(6,978,430)	23,255
Miscellaneous					11,569,199	111,796	11,680,995	177
Gain on disposal/sale of capital assets					547,796	2,385	550,181	-
Total General Revenues					121,659,198	738,183	122,397,381	23,432
Transfers					-	-	-	-
Change in Net Position					15,570,763	(1,088,182)	14,482,581	89,775
Net Position - Beginning of Year - as restated					465,940,168	47,345,338	513,285,506	1,279,796
Net Position - End of Year					\$ 481,510,931	\$ 46,257,156	\$ 527,768,087	\$ 1,369,571

See notes to financial statements.

MAJOR GOVERNMENTAL FUNDS

GENERAL FUND - The General Fund is the primary operating fund of the County. It is used to account for resources traditionally associated with governments, except those required to be accounted for in another fund.

SPECIAL PURPOSE GRANT FUND – The special purpose grant fund is used to account for and report financial resources related to the American Rescue Plan Act and other special purpose grants.

DEBT SERVICE FUND - The debt service fund is used to account for the accumulation of resources for the payment of general long-term debt principal, interest and service costs.

CAPITAL PROJECTS FUND – The capital projects fund is used to account for and report financial resources that are restricted, committed or assigned for the acquisition or construction of major capital facilities (other than those financed by proprietary funds and trust funds).

THIS PAGE LEFT BLANK

THIS PAGE LEFT BLANK

WAUKESHA COUNTY, WISCONSIN

BALANCE SHEET - ALL GOVERNMENTAL FUNDS

December 31, 2022

	General Fund	Special Purpose Grant Fund	Debt Service Fund	Capital Projects Fund	Other Governmental Funds	Total Governmental Funds
ASSETS						
Cash and investments	\$ 63,640,683	\$ 74,042,149	\$ 3,753,230	\$ 26,227,186	\$ 6,989,680	\$ 174,652,928
Receivables (net):						
Property taxes - delinquent	3,596,624	-	-	-	-	3,596,624
Property taxes levied for ensuing year's budget	90,686,176	-	15,124,240	1,502,115	7,606,816	114,919,347
Accrued interest	775,760	-	-	-	-	775,760
Accounts	587,373	-	-	246,250	403,521	1,237,144
Due from other governments	13,484,933	-	-	410,891	5,248,425	19,144,249
Due from other funds	1,760,581	-	-	-	-	1,760,581
Prepaid items	367,112	-	-	-	4,973,293	5,340,405
Inventories	-	-	-	-	614,967	614,967
Leases receivable	75,964	-	-	-	-	75,964
Advances to other funds	1,639,984	-	-	-	-	1,639,984
Leases receivable - noncurrent	80,425	-	-	-	-	80,425
Loans receivable	-	-	-	-	5,014,760	5,014,760
Total assets	\$ 176,695,615	\$ 74,042,149	\$ 18,877,470	\$ 28,386,442	\$ 30,851,462	\$ 328,853,138
LIABILITIES						
Accounts payable	\$ 6,033,646	\$ 29,680	\$ -	\$ 1,493,272	\$ 1,296,503	\$ 8,853,101
Accrued compensation	6,128,396	-	-	-	-	6,128,396
Other liabilities	1,195,784	-	-	6,785	1,103	1,203,672
Due to other governments	1,042,211	-	-	244,245	229,384	1,515,840
Due to other funds	-	-	-	-	1,760,581	1,760,581
Other unearned revenue	1,345,388	71,160,588	-	-	7,293,712	79,799,688
Total liabilities	\$ 15,745,425	\$ 71,190,268	\$ -	\$ 1,744,302	\$ 10,581,283	\$ 99,261,278
DEFERRED INFLOWS OF RESOURCES						
Unavailable revenue - revolving loans	\$ -	\$ -	\$ -	\$ -	\$ 5,014,760	\$ 5,014,760
Unavailable revenue - delinquent taxes	407,981	-	-	-	-	407,981
Unavailable revenue - miscellaneous grants	-	-	-	163,710	-	163,710
Unearned revenue - miscellaneous grants	-	-	-	75,000	-	75,000
Deferred inflows - leases related	155,287	-	-	-	-	155,287
Property taxes levied for future periods	90,686,176	-	15,124,240	1,502,115	7,606,816	114,919,347
Total deferred inflows of resources	\$ 91,249,444	\$ -	\$ 15,124,240	\$ 1,740,825	\$ 12,621,576	\$ 120,736,085

(CONTINUED)

WAUKESHA COUNTY, WISCONSIN

BALANCE SHEET - ALL GOVERNMENTAL FUNDS

December 31, 2022

	General Fund	Special Purpose Grant Fund	Debt Service Fund	Capital Projects Fund	Other Governmental Funds	Total Governmental Funds
FUND BALANCES						
Non-spendable:						
Non-current interfunds	\$ 3,400,565	\$ -	\$ -	\$ -	\$ -	\$ 3,400,565
Prepaid items	367,112	-	-	-	4,973,293	5,340,405
Inventories	-	-	-	-	614,967	614,967
Delinquent taxes	3,188,643	-	-	-	-	3,188,643
Restricted:						
Park purposes	202,987	-	-	-	4,100,735	4,303,722
Debt service	-	-	3,753,230	-	-	3,753,230
Community development	1,490,224	-	-	-	-	1,490,224
Human services	-	2,851,881	-	-	1,686,414	4,538,295
Capital projects	-	-	-	1,594,356	-	1,594,356
Committed:						
Sick leave payout	500,000	-	-	-	-	500,000
Veterans services	32,316	-	-	-	-	32,316
Capital project purposes	-	-	-	23,306,959	-	23,306,959
Assigned:						
Jail assessment fees	277,977	-	-	-	-	277,977
Seized funds	335,792	-	-	-	-	335,792
Juror donations	35,902	-	-	-	-	35,902
Dog donations	11,820	-	-	-	-	11,820
Land information systems	16,098	-	-	-	-	16,098
Subsequent year's budget	7,384,843	-	-	-	267,008	7,651,851
Equipment replacement	1,448,989	-	-	-	-	1,448,989
Contingency fund	1,200,000	-	-	-	-	1,200,000
Unassigned (deficit)	49,807,478	-	-	-	(3,993,814)	45,813,664
Total fund balances (deficits)	\$ 69,700,746	\$ 2,851,881	\$ 3,753,230	\$ 24,901,315	\$ 7,648,603	\$ 108,855,775
Total liabilities, deferred inflows of resources and fund balances (deficits)	\$ 176,695,615	\$ 74,042,149	\$ 18,877,470	\$ 28,386,442	\$ 30,851,462	\$ 328,853,138

(CONCLUDED)

See notes to financial statements.

WAUKESHA COUNTY, WISCONSIN

RECONCILIATION OF THE BALANCE SHEET - GOVERNMENTAL FUNDS
TO THE STATEMENT OF NET POSITION
December 31, 2022

Total Fund Balances - Governmental Funds	\$ 108,855,775
Amounts reported for governmental activities in the Statement of Net Position are different because:	
Capital assets used in governmental activities are not financial resources and therefore are not reported as assets in governmental funds (excludes internal service funds). (see Note 2.A.)	396,607,498
Long-term liabilities, including bonds and notes payable, are not due and payable in the current period and therefore are not reported as liabilities in the funds. (see Note 2.A.)	(90,412,816)
Internal service funds are used by management to charge the costs of various services to individual funds and functional categories. The assets, deferred outflows, liabilities and deferred inflows of the internal service funds are included in governmental activities in the statement of net position.	33,374,277
Other long term assets are not available to pay for current period expenditures and, therefore are not reported in the funds. (See Note 5)	5,586,451
GASB 68 requires that the County's financial statements reflect its share of the net pension asset and related deferred inflows and outflows for the Wisconsin Retirement System (excludes internal service funds).	27,499,746
Total Net Position - Governmental Activities	\$ 481,510,931

See notes to financial statements.

THIS PAGE LEFT BLANK

WAUKESHA COUNTY, WISCONSIN

STATEMENT OF REVENUES, EXPENDITURES
AND CHANGES IN FUND BALANCES - ALL GOVERNMENTAL FUNDS
For The Year Ended December 31, 2022

	General Fund	Special Purpose Grant Fund	Debt Service Fund	Capital Projects Fund	Other Governmental Funds	Total Governmental Funds
REVENUES						
General intergovernmental assistance	\$ 585,000	\$ -	\$ -	\$ 1,685,465	\$ -	\$ 2,270,465
Intergovernmental contracts/grants	54,141,661	2,549,727	-	754,725	24,687,317	82,133,430
Taxes	90,376,668	-	14,520,921	1,292,115	7,026,415	113,216,119
Fines and licenses	3,811,226	2,010	-	-	220,065	4,033,301
Charges for services	27,588,765	69,735	-	-	836,564	28,495,064
Interdepartmental revenues	4,321,091	-	-	-	794,271	5,115,362
Investment earnings (losses)	(7,990,161)	-	74,429	138,655	2,772	(7,774,305)
Miscellaneous revenues	11,936,968	2,851,539	-	468,040	1,464,792	16,721,339
Total revenues	184,771,218	5,473,011	14,595,350	4,339,000	35,032,196	244,210,775
EXPENDITURES						
Current:						
Justice and public safety	67,521,220	1,016,684	-	-	-	68,537,904
Health and human services	83,650,193	1,507,271	-	-	3,563,863	88,721,327
Environment, parks and education	14,602,655	-	-	-	11,761,802	26,364,457
Public works	8,597,657	-	-	-	16,960,201	25,557,858
General government	12,853,365	97,175	86,260	-	266,694	13,303,494
Capital outlay:						
Justice and public safety	131,060	-	-	3,657,147	-	3,788,207
Health and human services	6,214	-	-	85,581	-	91,795
Environment, parks and education	163,546	-	-	3,537,506	-	3,701,052
Public works	433,144	-	-	7,432,919	85,907	7,951,970
General government	-	-	-	1,073,326	-	1,073,326
Debt service:						
Principal retirement	-	-	13,129,000	-	-	13,129,000
Interest and fiscal charges	-	-	1,747,061	-	-	1,747,061
Total expenditures	187,959,054	2,621,130	14,962,321	15,786,479	32,638,467	253,967,451
Excess of Revenues Over (Under) Expenditures	(3,187,836)	2,851,881	(366,971)	(11,447,479)	2,393,729	(9,756,676)

(CONTINUED)

WAUKESHA COUNTY, WISCONSIN

STATEMENT OF REVENUES, EXPENDITURES
AND CHANGES IN FUND BALANCES - ALL GOVERNMENTAL FUNDS
For The Year Ended December 31, 2022

	<u>General Fund</u>	<u>Special Purpose Grant Fund</u>	<u>Debt Service Fund</u>	<u>Capital Projects Fund</u>	<u>Other Governmental Funds</u>	<u>Total Governmental Funds</u>
OTHER FINANCING SOURCES (USES)						
General obligation notes issued	-	-	-	11,300,000	-	11,300,000
Premium on general obligation notes issued	-	-	451,607	-	-	451,607
Transfers in	1,797,860	-	100,000	2,000,000	50,000	3,947,860
Transfers out	<u>(2,840,500)</u>	-	-	<u>(2,393,592)</u>	<u>(1,797,860)</u>	<u>(7,031,952)</u>
Total other financing sources (uses)	<u>(1,042,640)</u>	<u>-</u>	<u>551,607</u>	<u>10,906,408</u>	<u>(1,747,860)</u>	<u>8,667,515</u>
Net change in fund balances	(4,230,476)	2,851,881	184,636	(541,071)	645,869	(1,089,161)
Fund Balances - January 1	<u>73,931,222</u>	<u>-</u>	<u>3,568,594</u>	<u>25,442,386</u>	<u>7,002,734</u>	<u>109,944,936</u>
Fund Balances - December 31	<u>\$ 69,700,746</u>	<u>\$ 2,851,881</u>	<u>\$ 3,753,230</u>	<u>\$ 24,901,315</u>	<u>\$ 7,648,603</u>	<u>\$ 108,855,775</u>

(CONCLUDED)

See notes to financial statements.

WAUKESHA COUNTY, WISCONSIN

RECONCILIATION OF THE STATEMENT OF REVENUES, EXPENDITURES AND CHANGES IN
FUND BALANCES - GOVERNMENTAL FUNDS TO THE STATEMENT OF ACTIVITIES

For The Year Ended December 31, 2022

Net changes in fund balances - total governmental funds	\$ (1,089,161)
<p>Amounts reported for governmental activities in the Statement of Activities are different because:</p>	
<p>Governmental funds report capital outlays as expenditures. However, in the Statement of Activities, the cost of those assets is allocated over their estimated useful lives as depreciation expense. This is the amount by which capital assets and contributions exceeded depreciation in the current period. (see Note 2.B.)</p>	(1,671,896)
<p>Repayment of note principal is an expenditure in the governmental funds, but the repayment reduces long term liabilities in the Statement of Net Position.</p>	13,129,000
<p>The issuance of long term debt is an other financing source in the governmental funds, but the issuance increases long term liabilities in the Statement of Net Position.</p>	(11,300,000)
<p>Governmental funds report debt premiums and discounts as other financing sources (uses) or expenditures. However, in the statement of net position, these are reported as additions to or deductions from long-term debt. These are allocated over the period the debt is outstanding in the Statement of Activities and are reported as interest expense. This is the amount by which the amortization of prior year balances exceeded the premium on the current year debt issuance.</p>	(150,095)
<p>Some expenses in the Statement of Activities do not require the use of current financial resources and, therefore, are not reported as expenditures in the governmental funds. (see Note 2.B.)</p>	(78,671)
<p>Internal service funds are used by management to charge the costs of various services to individual funds and functional categories.</p>	5,803,760
<p>Governmental funds report loan repayments as revenues and the issuance of new loans as expenditures. These activities are reported as changes in loans receivable in the government-wide statements. Delinquent property taxes are also not expected to be paid during the current period and are not reported in the governmental funds. Miscellaneous grants not available to liquidate current liabilities are not recognized as revenues in the governmental funds.</p>	(34,421)
<p>GASB 68 requires that the County's financial statements reflect its share of the net pension liability/asset and related deferred inflows and outflows for the Wisconsin Retirement System.</p>	10,962,247
Change in Net Position of Governmental Activities	\$ 15,570,763

See notes to financial statements.

MAJOR PROPRIETARY FUNDS

AIRPORT OPERATIONS/DEVELOPMENT FUND - To account for the maintenance and operation of the County airport buildings and runways, located in Waukesha, Wisconsin.

RADIO SERVICES FUND - To account for the operation and maintenance of the County radio system, located in Waukesha, Wisconsin.

MATERIALS RECOVERY FACILITY FUND - To account for the operation and maintenance of the County recycling facility, jointly owned with the City of Milwaukee, located in Milwaukee, Wisconsin.

THIS PAGE LEFT BLANK

THIS PAGE LEFT BLANK

WAUKESHA COUNTY, WISCONSIN

STATEMENT OF NET POSITION - ALL PROPRIETARY FUNDS
December 31, 2022

	Business-type Activities - Enterprise Funds				Total	Governmental Activities - Internal Service Funds
	Airport Operations/ Development Fund	Radio Services Fund	Materials Recovery Facility Fund	Other Non-Major Enterprise Funds		
ASSETS						
Current Assets:						
Cash and investments	\$ 2,813,986	\$ 5,860,343	\$ 4,671,997	\$ 3,909,737	\$ 17,256,063	\$ 21,211,096
Receivables:						
Property taxes levied for ensuing year's budget	-	-	-	-	-	1,379,243
Accounts receivable	92,850	17,234	72,700	265,369	448,153	422,050
Leases receivable	1,335	329,042	-	-	330,377	-
Total receivables	94,185	346,276	72,700	265,369	778,530	1,801,293
Due from other governments	82,000	19,329	57,425	2,450	161,204	36,296
Prepaid items	-	-	-	760	760	496,346
Inventories	-	-	-	71,377	71,377	634,794
Total current assets	2,990,171	6,225,948	4,802,122	4,249,693	18,267,934	24,179,825
Noncurrent Assets:						
Restricted assets:						
Restricted cash and investments	-	-	1,217,178	-	1,217,178	402,842
Deposit in WMMIC	-	-	-	-	-	2,459,264
Net pension asset	101,059	219,965	123,230	415,803	860,057	2,084,872
Leases receivable - noncurrent	24,371	5,427,211	-	-	5,451,582	-
Capital assets:						
Construction in progress	363,907	-	217,997	-	581,904	-
Land	8,049,032	55,000	-	2,184,715	10,288,747	-
Buildings	8,367,064	1,422,160	-	8,545,792	18,335,016	4,122,283
Improvements other than buildings	23,106,146	-	-	1,631,380	24,737,526	6,089
Machinery and equipment	1,956,204	12,541,536	6,577,440	709,305	21,784,485	11,867,351
Software	-	-	-	35,859	35,859	196,732
Vehicles	-	-	-	-	-	18,826,036
Less accumulated depreciation/amortization	(23,999,536)	(6,643,243)	(4,938,087)	(8,548,874)	(44,129,740)	(19,877,691)
Total capital assets (net of accumulated depreciation/amortization)	17,842,817	7,375,453	1,857,350	4,558,177	31,633,797	15,140,800
Total noncurrent assets	17,968,247	13,022,629	3,197,758	4,973,980	39,162,614	20,087,778
Total assets	\$ 20,958,418	\$ 19,248,577	\$ 7,999,880	\$ 9,223,673	\$ 57,430,548	\$ 44,267,603

(CONTINUED)

WAUKESHA COUNTY, WISCONSIN

STATEMENT OF NET POSITION - ALL PROPRIETARY FUNDS
December 31, 2022

	Business-type Activities - Enterprise Funds					Governmental Activities - Internal Service Funds
	Airport Operations/ Development Fund	Radio Services Fund	Materials Recovery Facility Fund	Other Non-Major Enterprise Funds	Total	
DEFERRED OUTFLOWS OF RESOURCES						
Pension related amounts	\$ 199,083	\$ 428,330	\$ 239,210	\$ 801,173	\$ 1,667,796	\$ 4,083,822
Total deferred outflows of resources	\$ 199,083	\$ 428,330	\$ 239,210	\$ 801,173	\$ 1,667,796	\$ 4,083,822
LIABILITIES						
Current liabilities:						
Accounts payable	\$ 449,645	\$ 57,368	\$ 747,327	\$ 57,411	\$ 1,311,751	\$ 870,824
Accrued compensation	19,539	45,768	15,519	45,581	126,407	501,110
Other liabilities	122,043	-	-	87,962	210,005	151,750
Claims payable - current	-	-	-	-	-	4,754,801
Other unearned revenue	-	428	-	292,266	292,694	-
Total current liabilities	591,227	103,564	762,846	483,220	1,940,857	6,278,485
Long-term liabilities:						
Advances from other funds	-	-	-	1,639,984	1,639,984	-
Claims payable	-	-	-	-	-	3,997,379
Total long-term liabilities	-	-	-	1,639,984	1,639,984	3,997,379
Total liabilities	\$ 591,227	\$ 103,564	\$ 762,846	\$ 2,123,204	\$ 3,580,841	\$ 10,275,864
DEFERRED INFLOWS OF RESOURCES						
Property taxes levied for future periods	\$ -	\$ -	\$ -	\$ -	\$ -	\$ 1,379,243
Deferred inflows - leases related	25,031	5,618,117	-	-	5,643,148	-
Pension related amounts	238,129	518,310	290,371	979,771	2,026,581	4,912,654
Total deferred inflows of resources	\$ 263,160	\$ 6,136,427	\$ 290,371	\$ 979,771	\$ 7,669,729	\$ 6,291,897
NET POSITION						
Net investment in capital assets	\$ 17,842,817	\$ 7,375,453	\$ 1,857,350	\$ 4,558,177	\$ 31,633,797	\$ 15,140,800
Restricted for pension	101,059	219,965	123,230	415,803	860,057	2,084,872
Unrestricted (deficit)	2,359,238	5,841,498	5,205,293	1,947,891	15,353,920	14,557,992
Total net position	\$ 20,303,114	\$ 13,436,916	\$ 7,185,873	\$ 6,921,871	47,847,774	\$ 31,783,664
Adjustment to reflect the consolidation of internal service fund activities related to enterprise funds					(1,590,620)	
Net Position of Business-type Activities					\$ 46,257,154	

See notes to financial statements.

(CONCLUDED)

WAUKESHA COUNTY, WISCONSIN

STATEMENT OF REVENUES, EXPENSES AND CHANGES IN
NET POSITION - ALL PROPRIETARY FUNDS
For The Year Ended December 31, 2022

	Business-type Activities - Enterprise Funds					Governmental Activities - Internal Service Funds
	Airport Operations/ Development Fund	Radio Services Fund	Materials Recovery Facility Fund	Other Non-Major Enterprise Funds	Total	
OPERATING REVENUES						
Charges for services	\$ 1,215,501	\$ 453,578	\$ -	\$ 3,647,525	\$ 5,316,604	\$ 4,361,297
Interdepartmental revenues	-	562,050	-	-	562,050	36,593,113
Miscellaneous revenues	37,100	530,492	1,945,589	6,146	2,519,327	1,800,450
Total operating revenues	1,252,601	1,546,120	1,945,589	3,653,671	8,397,981	42,754,860
OPERATING EXPENSES						
Salaries	263,037	495,633	260,452	1,121,859	2,140,981	5,116,923
Benefits	54,907	125,265	78,681	248,387	507,240	1,474,711
Insurance and claims expense	-	-	-	-	-	21,202,555
Operating	1,051,252	469,450	1,918,742	1,046,484	4,485,928	8,656,530
Interdepartmental	157,318	142,196	131,804	749,431	1,180,749	481,572
Depreciation	835,193	568,899	655,741	282,423	2,342,256	4,134,998
Total operating expenses	2,361,707	1,801,443	3,045,420	3,448,584	10,657,154	41,067,289
Operating income (loss)	(1,109,106)	(255,323)	(1,099,831)	205,087	(2,259,173)	1,687,571
NON-OPERATING REVENUES						
Intergovernmental contracts/grants	375	-	972,857	52,964	1,026,196	371,867
Investment earnings	1,318	-	50,513	39,468	91,299	171,873
Gain (loss) on disposal of capital assets	-	-	-	2,385	2,385	539,471
Total non-operating revenues	1,693	-	1,023,370	94,817	1,119,880	1,083,211
Income (loss) before transfers	(1,107,413)	(255,323)	(76,461)	299,904	(1,139,293)	2,770,782

(CONTINUED)

WAUKESHA COUNTY, WISCONSIN

STATEMENT OF REVENUES, EXPENSES AND CHANGES IN
NET POSITION - ALL PROPRIETARY FUNDS
For The Year Ended December 31, 2022

	Business-type Activities - Enterprise Funds					Governmental Activities - Internal Service Funds
	Airport Operations/ Development Fund	Radio Services Fund	Materials Recovery Facility Fund	Other Non-Major Enterprise Funds	Total	
Transfers in	\$ -	\$ -	\$ -	\$ 461,609	\$ 461,609	\$ 3,084,092
Transfers out	-	-	-	(461,609)	(461,609)	-
Total transfers	-	-	-	-	-	3,084,092
Change in net position	(1,107,413)	(255,323)	(76,461)	299,904	(1,139,293)	5,854,874
Net position - January 1	21,410,527	13,692,239	7,262,334	6,621,967		25,928,790
Net position - December 31	\$ 20,303,114	\$ 13,436,916	\$ 7,185,873	\$ 6,921,871		\$ 31,783,664
Adjustment to reflect the consolidation of current year internal service fund activities related to enterprise funds					51,111	
Change in net position of business-type activities					\$ (1,088,182)	

See notes to financial statements.

(CONCLUDED)

WAUKESHA COUNTY, WISCONSIN

STATEMENT OF CASH FLOWS - ALL PROPRIETARY FUNDS
For The Year Ended December 31, 2022

	Business-type Activities - Enterprise Funds					Governmental Activities - Internal Service Funds
	Airport Operations/ Development Fund	Radio Services Fund	Materials Recovery Facility Fund	Other Non-Major Enterprise Funds	Total	
CASH FLOWS FROM OPERATING ACTIVITIES						
Receipts from customers and users	\$ 1,392,007	\$ 814,219	\$ 2,828,948	\$ 3,431,560	\$ 8,466,734	\$ 6,517,492
Receipts from interfund services provided	-	562,050	-	-	562,050	36,530,530
Payments to suppliers	(1,015,551)	(462,044)	(1,728,111)	(788,502)	(3,994,208)	(30,945,711)
Payments to employees	(348,071)	(654,770)	(367,009)	(1,407,108)	(2,776,958)	(6,777,993)
Payments for interfund services used	(157,318)	(142,196)	(131,804)	(749,431)	(1,180,749)	(481,572)
Total cash flows from operating activities	(128,933)	117,259	602,024	486,519	1,076,869	4,842,746
CASH FLOWS FROM NON-CAPITAL FINANCING ACTIVITIES						
Transfers from other funds	-	-	-	-	-	3,084,092
Receipts from intergovernmental contracts/grants	375	-	972,857	52,964	1,026,196	371,867
Total cash flows from non-capital financing activities	375	-	972,857	52,964	1,026,196	3,455,959
CASH FLOWS FROM CAPITAL AND RELATED FINANCING ACTIVITIES						
Acquisition of capital assets	(164,721)	(40,982)	(1,143)	(26,772)	(233,618)	(3,301,647)
Proceeds from sales of capital assets	-	-	-	2,384	2,384	741,756
Total cash flows from capital and related financing activities	(164,721)	(40,982)	(1,143)	(24,388)	(231,234)	(2,559,891)
CASH FLOWS FROM INVESTING ACTIVITIES						
Interest received	1,318	-	50,513	39,468	91,299	171,873
Total cash flows from investing activities	1,318	-	50,513	39,468	91,299	171,873
Net change in cash and cash equivalents	(291,961)	76,277	1,624,251	554,563	1,963,130	5,910,687
Cash and Cash Equivalents, Beginning of Year	3,105,947	5,784,066	4,264,924	3,355,174	16,510,111	15,703,251
Cash and Cash Equivalents, End of Year	\$ 2,813,986	\$ 5,860,343	\$ 5,889,175	\$ 3,909,737	\$ 18,473,241	\$ 21,613,938
NON-CASH CAPITAL AND RELATED FINANCING ACTIVITIES						
Non-cash capital asset additions of \$167,000 in the Airport Operations/Development Fund, \$40,000 in the Radio Services Fund, and \$206,229 in the Materials Recovery Facility Fund						

(CONTINUED)

WAUKESHA COUNTY, WISCONSIN

STATEMENT OF CASH FLOWS - ALL PROPRIETARY FUNDS
For The Year Ended December 31, 2022

	Business-type Activities - Enterprise Funds					Governmental Activities - Internal Service Funds
	Airport Operations/ Development Fund	Radio Services Fund	Materials Recovery Facility Fund	Other Non-Major Enterprise Funds	Total	
RECONCILIATION OF OPERATING INCOME (LOSS) TO NET CASH FLOWS FROM OPERATING ACTIVITIES						
Operating income (loss)	\$ (1,109,106)	\$ (255,323)	\$ (1,099,831)	\$ 205,087	\$ (2,259,173)	\$ 1,687,571
Depreciation expense	835,193	568,899	655,741	282,423	2,342,256	4,134,998
(Increase) Decrease in accounts receivable	(16,919)	(17,234)	882,224	(217,588)	630,483	282,160
(Increase) Decrease in due from other governments	157,000	(14,909)	1,135	1,390	144,616	11,002
(Increase) Decrease in prepaid items	-	-	-	90	90	(208,317)
(Increase) Decrease in inventories	-	-	-	(18,256)	(18,256)	(6,314)
(Increase) Decrease in leases receivable	(25,706)	(5,756,253)	-	-	(5,781,959)	-
(Increase) Decrease in net pension asset/liability	(29,719)	(47,241)	(18,503)	(11,173)	(106,636)	(519,570)
(Increase) Decrease in deferred outflows - pension related amount	(69,415)	(147,374)	(69,583)	(116,162)	(402,534)	(1,345,171)
Increase (Decrease) in accounts payable	35,701	7,406	190,631	9,328	243,066	(706,502)
Increase (Decrease) in accrued compensation	3,804	8,306	(1,072)	16,382	27,420	112,233
Increase (Decrease) in other liabilities	-	-	-	266,820	266,820	28,567
Increase (Decrease) in unearned revenue	-	428	-	(5,913)	(5,485)	-
Increase (Decrease) in claims payable	-	-	-	-	-	(194,060)
Increase (Decrease) in deferred inflows - leases related	25,031	5,618,117	-	-	5,643,148	-
Increase (Decrease) in deferred inflows - pension related amount	65,203	152,437	61,282	74,091	353,013	1,566,149
Net cash flows from operating activities	\$ (128,933)	\$ 117,259	\$ 602,024	\$ 486,519	\$ 1,076,869	\$ 4,842,746
RECONCILIATION OF CASH AND CASH EQUIVALENTS TO THE COMBINED STATEMENT OF NET POSITION						
Cash and investments - statement of net position	\$ 2,813,986	\$ 5,860,343	\$ 4,671,997	\$ 3,909,737	\$ 17,256,063	\$ 21,211,096
Restricted cash and investments - statement of net position	-	-	1,217,178	-	1,217,178	402,842
Cash and cash equivalents - end of year	\$ 2,813,986	\$ 5,860,343	\$ 5,889,175	\$ 3,909,737	\$ 18,473,241	\$ 21,613,938

See notes to financial statements.

(CONCLUDED)

THIS PAGE LEFT BLANK

FIDUCIARY FUNDS

CUSTODIAL FUNDS

Custodial funds are used to report fiduciary activities that are not required to be reported in pension (and other employee benefit) trust funds, investment trust funds, or private-purpose trust funds.

THIS PAGE LEFT BLANK

WAUKESHA COUNTY, WISCONSIN

STATEMENT OF FIDUCIARY NET POSITION -

CUSTODIAL FUNDS

December 31, 2022

	Custodial Funds
ASSETS	
Cash and investments	\$ 77,265,151
Total assets	\$ 77,265,151
LIABILITIES	
Accounts payable	\$ 6,269
Other liabilities	2,964,408
Due to other governments	67,888,652
Total liabilities	\$ 70,859,329
NET POSITION	
Restricted for:	
Individuals, organizations and other governments	\$ 6,405,822
Total net position	\$ 6,405,822

See notes to financial statements.

WAUKESHA COUNTY, WISCONSIN

STATEMENT OF CHANGES IN FIDUCIARY NET POSITION -
CUSTODIAL FUNDS

For The Year Ended December 31, 2022

	Custodial Funds
ADDITIONS	
Property taxes collected for other governments	\$ 167,584,567
Clerk of Courts trust account deposits	25,940,536
Miscellaneous	9,782,394
Total Additions	<u>\$ 203,307,497</u>
DEDUCTIONS	
Property taxes paid to other governments	\$ 167,584,567
Payments from Clerk of Courts trust accounts	22,716,812
Payments to individuals	9,472,465
ERAD grant payments	5,668
Administrative expense	52,928
Transfer to general fund	445,675
Total Deductions	<u>\$ 200,278,115</u>
Change in Fiduciary Net Position	3,029,382
Net Position - beginning of year	3,376,440
Net Position - end of year	<u><u>\$ 6,405,822</u></u>

See notes to financial statements.

WAUKESHA COUNTY, WISCONSIN
INDEX TO NOTES TO FINANCIAL STATEMENTS
December 31, 2022

	<u>PAGE</u>
1. Summary of Significant Accounting Policies.....	65
A. Reporting Entity	65
B. Government-Wide and Fund Financial Statements	66
C. Measurement Focus, Basis of Accounting, and Financial Statement Presentation	68
D. Assets, Deferred Outflows of Resources, Liabilities, Deferred Inflows of Resources and Net Position or Equity	69
1. Deposits and Investments	69
2. Receivables	70
3. Inventories and Prepaid Items	71
4. Restricted Assets	71
5. Capital Assets	71
6. Deferred Outflows of Resources.....	72
7. Compensated Absences.....	72
8. Long-Term Obligations	72
9. Deferred Inflows of Resources	72
10. Equity Classifications	72
11. Pension	73
12. Leases	73
13. Implementation of New GASB Pronouncements.....	75
2. Reconciliation of Government-Wide and Fund Financial Statements	76
A. Explanation of Certain Differences Between the Governmental Fund Balance Sheet and the Statement of Net Position	76
B. Explanation of Certain Differences Between the Governmental Fund Statement of Revenues, Expenditures, and Changes in Fund Balances and the Government- wide Statement of Activities	76
3. Stewardship, Compliance, and Accountability	77
A. Budgetary Information	77
B. Excess Expenditures Over Appropriations	79
C. Deficit Balances.....	79
D. Property Tax Levy Increase Limits	79
4. Deposits and Investments.....	79
5. Receivables.....	85
6. Due From Other Governments	87
7. Restricted Assets	87
8. Loans Receivables.....	87
9. Capital Assets	88
10. Interfund Receivables/Payables/Advances and Transfers	90
11. Long-Term Obligations.....	91

WAUKESHA COUNTY, WISCONSIN
INDEX TO NOTES TO FINANCIAL STATEMENTS
December 31, 2022

12. Lease Disclosures	93
13. Governmental Activities Net Position	95
14. Employees' Retirement System	96
15. Risk Management/Self Insurance	102
16. Commitments and Contingencies	104
17. Subsequent Event	105
18. Related Organization	105
19. Component Unit	105

WAUKESHA COUNTY, WISCONSIN
NOTES TO FINANCIAL STATEMENTS
December 31, 2022

NOTE 1 – SUMMARY OF SIGNIFICANT ACCOUNTING POLICIES

The accounting policies of Waukesha County, Wisconsin conform to accounting principles generally accepted in the United States of America as applicable to governmental units. The accepted standard-setting body for establishing governmental accounting and financial reporting principles is the Governmental Accounting Standards Board (GASB).

A. REPORTING ENTITY

This report includes all of the funds of Waukesha County. The reporting entity for the County consists of (a) the primary government, (b) organizations for which the primary government is financially accountable and (c) other organizations for which the nature and significance of their relationship with the primary government are such that their exclusion would cause the reporting entity's financial statements to be misleading or incomplete.

A legally separate organization should be reported as a component unit if the elected officials of the primary government are financially accountable to the organization. The primary government is financially accountable if it appoints a voting majority of the organization's governing body and (1) it is able to impose its will on that organization or (2) there is a potential for the organization to provide specific financial benefits to or burdens on the primary government. The primary government may be financially accountable if an organization is fiscally dependent on the primary government.

A legally separate, tax exempt organization should be reported as a component unit of a reporting entity if all of the following criteria are met: (1) the economic resources received or held by the separate organization are entirely or almost entirely for the direct benefit of the primary government, its component units, or its constituents; (2) the primary government is entitled to, or has the ability to otherwise access, a majority of the economic resources received or held by the separate organization; (3) the economic resources received or held by an individual organization that the specific primary government, or its component units, is entitled to, or has the ability to otherwise access, are significant to that primary government. Blended component units, although legally separate entities, are, in substance, part of the government's operations and are reported with similar funds of the primary government. This report does not contain any blended component units.

Component units are reported using one of three methods, discrete presentation, blended, or fiduciary. Generally, component units should be discretely presented in a separate column in the financial statements. A component unit should be reported as part of the primary government using the blending method if meets any one of the following criteria: (1) the primary government and the component unit have substantively the same governing body and a financial benefit or burden relationship exists, (2) the primary government and the component unit have substantively the same governing body and management of the primary government has operational responsibility for the component unit, (3) the component unit serves or benefits, exclusively or almost exclusively, the primary government rather than its citizens, or (4) the total debt of the component unit will be paid entirely or almost entirely from resources of the primary government.

Discretely Presented Component Unit

The government-wide financial statements include the Bridges Library System as a component unit. The Bridges Library System is a legally separate organization. The board of the Bridges Library System is appointed by the Waukesha County Executive. Wisconsin Statutes provide for circumstances whereby the County can impose its will on the Bridges Library System, and also create a potential financial benefit to or burden on the County. The Bridges Library System is part of the reporting entity of Waukesha County. The Bridges Library System does not issue separate financial statements.

The mission of the Bridges Library System is to strengthen member libraries by fostering collaboration and innovation. The Bridges Library System Board operates as a two-county federated library system encompassing 16 member libraries in Waukesha County and 8 member libraries in Jefferson County. The Bridges Library System Board appointments are proportionate to the population of the member Counties. The Waukesha County Executive appoints approximately 80% of the Bridges Library System Board, which is then approved by Waukesha County Board. Waukesha County functions as the Bridges Library System fiscal agent, providing central services support functions,

WAUKESHA COUNTY, WISCONSIN
NOTES TO FINANCIAL STATEMENTS
December 31, 2022

NOTE 1 – SUMMARY OF SIGNIFICANT ACCOUNTING POLICIES (CONT'D)

including but not limited to human resource, financial management, information technology management and procurement services, and therefore Bridges Library System follows Waukesha County policies and procedures.

B. GOVERNMENT-WIDE AND FUND FINANCIAL STATEMENTS

The statement of net position and statement of activities display information about the reporting government as a whole. They include all funds of the reporting entity except for fiduciary funds. The statements distinguish between governmental and business-type activities. Governmental activities generally are financed through taxes, intergovernmental revenues, and other non-exchange revenues. Business-type activities are financed in whole or in part by fees charged to external parties for goods or services. Likewise, the primary government is reported separately from certain legally separate component units for which the primary government is financially accountable.

The statement of activities demonstrates the degree to which the direct expenses of a given function or segment are offset by program revenues. Direct expenses are those that are clearly identifiable with a specific function or segment. The County does not allocate indirect expenses to functions in the statement of activities. Program revenues include 1) charges to customers or applicants who purchase, use or directly benefit from goods, services, or privileges provided by a given function or segment, and 2) grants and contributions that are restricted to meeting the operational or capital requirements of a particular function or segment. Taxes and other items not included among program revenues are reported as general revenues. Internally dedicated resources are reported as general revenues rather than as program revenues.

Fund Financial Statements

Financial statements of the County are organized into funds, each of which is considered to be a separate accounting entity. Each fund is accounted for by providing a separate set of self-balancing accounts, which constitute its assets, deferred outflows of resources, liabilities, deferred inflows of resources, net position/fund balance, revenues, and expenditure/expenses.

Separate financial statements are provided for governmental and proprietary funds, and fiduciary funds, even though the latter are excluded from the government-wide financial statements. Major individual governmental funds and major individual enterprise funds are reported as separate columns in the fund financial statements.

Funds are organized as major funds or non-major funds within the governmental and proprietary statements. An emphasis is placed on major funds within the governmental and proprietary categories. A fund is considered major if it is the primary operating fund of the County or meets the following criteria:

- a. Total assets/deferred outflows of resources, liabilities/deferred inflows of resources, revenues, or expenditures/expenses of that individual governmental or enterprise fund are at least 10 percent of the corresponding total for all funds of that category or type, and
- b. The same element of the individual governmental fund or enterprise fund that met the 10 percent test is at least 5 percent of the corresponding total for all governmental and enterprise funds combined.
- c. In addition, any other governmental or enterprise fund that the County believes is particularly important to financial statement users may be reported as a major fund.

The County reports the following major governmental and enterprise funds:

Major Governmental Funds

General Fund – accounts for the County’s primary operating activities. It is used to account for all financial resources except those required to be accounted for in another fund.

Special Purpose Grant Fund – used to account for and report financial resources related to the American Rescue Plan Act and other special purpose grants.

WAUKESHA COUNTY, WISCONSIN
NOTES TO FINANCIAL STATEMENTS
December 31, 2022

NOTE 1 – SUMMARY OF SIGNIFICANT ACCOUNTING POLICIES (CONT'D)

Debt Service Fund – accounts for resources that are restricted, committed, or assigned to expenditures for payments of principal and interest on long-term debt other than proprietary fund debt.

Capital Projects Fund – used to account for and report financial resources that are restricted, committed, or assigned to expenditures for the acquisition or construction of equipment and/or major capital facilities.

Major Enterprise Funds

Airport Operations/Development Fund – Accounts for the operation of the County airport buildings and runways.

Radio Services Fund – Accounts for operations responsible for providing conventional radio services to other County departments and surrounding municipalities.

Materials Recovery Facility Fund – Accounts for the operation responsible for recycling for all County municipalities.

The County reports the following non-major governmental and enterprise funds:

Special Revenue Funds – used to account for and report the proceeds of specific revenue sources that are restricted or committed to expenditures for specified purposes (other than debt service or capital projects).

- Aging and Disability Resource Center Contract Fund
- County Library Fund
- Walter Tarmann Fund
- Transportation Fund
- Community Development Fund
- Workforce Innovation Opportunity Act Fund
- Workforce Development Center Fund

Enterprise Funds – may be used to report any activity for which a fee is charged to external users for goods or services, and must be used for activities which meet certain debt or cost recovery criteria.

- Golf Course Fund
- Ice Arena Fund

In addition, the County reports the following fund types:

Internal service funds are used to account for the financing of goods or services provided by one department or agency to other departments or agencies of the County, or to other governmental units, on a cost-reimbursement basis.

- Health and Dental Insurance Fund
- Vehicle Replacement Fund
- Risk Management/Self Insurance Fund
- Central Fleet Maintenance Fund
- Collections Fund
- End User Technology Fund

Custodial Funds are used to account for assets held by the County in a trustee capacity or as an agent for individuals, private organizations, and/or other governmental units.

- | | |
|----------------------------|--------------------------------------|
| Dog License Fund | Deferred Compensation Administration |
| Unclaimed Property Fund | District Attorney ERAD Fund |
| Flexible Spending Account | Main Jail Fund |
| District Attorney NSF Fund | Municipal Property Tax Collections |
| Representative Payee Fund | Clerk of Courts Fund |
| Sheriff Processing Fee | |

WAUKESHA COUNTY, WISCONSIN
NOTES TO FINANCIAL STATEMENTS
December 31, 2022

NOTE 1 – SUMMARY OF SIGNIFICANT ACCOUNTING POLICIES (CONT'D)

C. MEASUREMENT FOCUS, BASIS OF ACCOUNTING, AND FINANCIAL STATEMENT PRESENTATION

GOVERNMENT-WIDE FINANCIAL STATEMENTS

The government-wide statement of net position and statement of activities are reported using the economic resources measurement focus and the accrual basis of accounting. Under the accrual basis of accounting, revenues are recognized when earned and expenses are recorded when the liability is incurred or economic asset used. Revenues, expenses, gains, losses, assets, and liabilities resulting from exchange and exchange-like transactions are recognized when the exchange takes place. Property taxes are recognized as revenues in the year for which they are levied. Taxes receivable for the following year are recorded as receivables and deferred inflows. Grants and similar items are recognized as revenue as soon as all eligibility requirements imposed by the provider are met. Special assessments are recorded as revenue when earned. Unbilled receivables are recorded as revenues when services are provided.

As a general rule, the effect of interfund activity has been eliminated from the government-wide financial statements. However, interfund services provided and used are not eliminated in the process of consolidation.

FUND FINANCIAL STATEMENTS

Governmental fund financial statements are reported using the current financial resources measurement focus and the modified accrual basis of accounting. Revenues are recorded when they are both measurable and available. Available means collectible within the current period or soon enough thereafter to be used to pay liabilities of the current period. For this purpose, the County considers revenues to be available if they are collected within 60 days of the end of the current fiscal period. Intergovernmental revenues are considered available if they are collected within 180 days of the end of the current fiscal period. Expenditures are recorded when the related fund liability is incurred, except for unmatured interest on long-term debt, claims, judgments, compensated absences, and pension expenditures, which are recorded as a fund liability when expected to be paid with expendable available financial resources.

Property taxes are recorded in the year levied as receivables and deferred inflows. They are recognized as revenues in the succeeding year when services financed by the levy are being provided.

Intergovernmental aids and grants are recognized as revenues in the period the County is entitled to the resources and the amounts are available. Amounts owed to the County, which are not available, are recorded as receivables and unavailable revenues. Amounts received before eligibility requirements (excluding time requirements) are met are recorded as liabilities. Amounts received in advance of meeting time requirements are recorded as deferred inflows.

Revenues susceptible to accrual include general intergovernmental assistance, intergovernmental contracts/grants, interdepartmental revenues, property taxes, miscellaneous taxes, charges for services, and interest. Other general revenues such as fines and forfeitures, inspection fees, recreation fees, and miscellaneous revenues are recognized when received in cash or when measurable and available under the criteria described above.

Proprietary fund financial statements are reported using the economic resources measurement focus and the accrual basis of accounting, as described previously in this note.

The enterprise funds distinguish operating revenues and expenses from nonoperating items. Operating revenues and expenses generally result from providing services and producing and delivering goods in connection with a proprietary fund's principal ongoing operations. The principal operating revenues of the County's proprietary funds are charges to customers for sales and services. Operating expenses for proprietary funds include the cost of sales and services, administrative expenses, and depreciation on capital assets. All revenues and expenses not meeting this definition are reported as nonoperating revenues and expenses.

Fiduciary fund financial statements, including custodial funds, are reported using the economic resources measurement focus and the accrual basis of accounting, as described previously in this note.

WAUKESHA COUNTY, WISCONSIN
NOTES TO FINANCIAL STATEMENTS
December 31, 2022

NOTE 1 – SUMMARY OF SIGNIFICANT ACCOUNTING POLICIES (CONT'D)

The preparation of financial statements in conformity with generally accepted accounting principles requires management to make estimates and assumptions that affect the reported amounts of assets, deferred outflows of resources, liabilities, and deferred inflows of resources and disclosure of contingent assets and liabilities at the date of the financial statements and the reported amounts of revenues and expenditures/expenses during the reporting period. Actual results could differ from those estimates.

D. ASSETS, DEFERRED OUTFLOWS OF RESOURCES, LIABILITIES, DEFERRED INFLOWS OF RESOURCES AND NET POSITION OR EQUITY

1. Deposits and Investments

For purposes of the statement of cash flows, the County considers all highly liquid investments with an initial maturity of three months or less when acquired to be cash equivalents.

State statutes restrict investment of County funds. Available investments are limited to:

- a. Time deposits in any credit union, bank, savings bank or trust company.
- b. Bonds or securities of any county, city, drainage district, technical college district, village, town, or school district of the state. Also, bonds issued by a local exposition district, a local professional baseball park district, a local professional football stadium district, a local cultural arts district, the University of Wisconsin Hospitals and Clinics Authority, or the Wisconsin Aerospace Authority.
- c. Bonds or securities issued or guaranteed by the federal government.
- d. The State of Wisconsin Local Government Investment Pool.
- e. Any security maturing in seven years or less and having the highest or second highest rating category of a nationally recognized rating agency.
- f. Securities of an open-end management investment company or investment trust, subject to various conditions and investment options.
- g. Repurchase agreements with public depositories, with certain conditions.

The County's adopted investment policy is more restrictive than the state statutes in that it limits participation in investment pools to 10% of total pool assets and prohibits investments in foreign securities and the use of leverage. County policy also limits the use of open-ended management investments (mutual funds) to Aaa/AAA rated money market funds.

Investments are stated at fair value, which is the amount at which an investment could be exchanged in a current transaction between willing parties. Fair values are based on methods and inputs as outlined in Note 4. No investments are reported at amortized cost. Adjustments necessary to record investments at fair value are recorded in the operating statement as increases or decreases in investment earnings. Investment earnings on commingled investments of various County funds is allocated based on average balances, in accordance with adopted policies. A total of \$432,894 of investment interest was allocated to other funds in 2022.

WAUKESHA COUNTY, WISCONSIN
 NOTES TO FINANCIAL STATEMENTS
 December 31, 2022

NOTE 1 – SUMMARY OF SIGNIFICANT ACCOUNTING POLICIES (CONT'D)

The Wisconsin Local Government Investment Pool (LGIP) is part of the State Investment Fund (SIF), and is managed by the State of Wisconsin Investment Board. The SIF is not registered with the Securities and Exchange Commission, but operates under the statutory authority of Wisconsin Statutes Chapter 25. The SIF reports the fair value of its underlying assets annually. Participants in the LGIP have the right to withdraw their funds in total on one day's notice. At December 31, 2022, the fair value of the County's share of the LGIP's assets was substantially equal to the amount as reported in these statements. See Note 4 for further information.

The Wisconsin Investment Series Cooperative (WISC) Investment Class fund is managed by PMA Financial Network Inc. WISC was formed through an intergovernmental cooperation agreement, and accepts deposits from public entities within the State of Wisconsin. Participants in WISC have the right to withdraw their funds in total on a same day basis, provided they initiate the transaction prior to the deadline established in WISC's Information Statement. At December 31, 2022, the fair value of the County's share of WISC's assets was substantially equal to the amount as reported in these statements. See Note 4 for further information.

2. Receivables

Property taxes are levied in December on the assessed value as of the prior January 1. In addition to property taxes for the County, taxes are collected for and remitted to the state and local governments as well as the local school district and technical college district. Taxes for all state and local governmental units billed in the current year for the succeeding year are reflected as receivables and due to other taxing units on the accompanying statement of fiduciary net position.

Property tax calendar – 2022 tax roll:

Lien date and levy date	December 2022
Tax bills mailed	December 2022
Payment in full, or	January 31, 2023
First installment due	January 31, 2023
Second installment due	July 31, 2023
Personal property taxes in full	January 31, 2023
Tax sale – 2022 delinquent real estate taxes	October 2025

The county collects such taxes and remits them periodically. The 2022 county property tax levy is recognized as a receivable and deferred inflows in fiscal 2022, net the allowance for uncollectible. As the taxes become available to finance current expenditures, they are recognized as revenues. At December 31, 2022, the property taxes receivable and related deferred inflows consisted of the estimated amount collectible from the 2022 levy.

During the course of operations, transactions occur between individual funds that may result in amounts owed between funds. Short-term interfund loans are reported as "due to and from other funds." Long-term interfund loans (noncurrent portion) are reported as "advances from and to other funds." Interfund receivables and payables between funds within governmental activities are eliminated in the statement of net position. Any residual balances outstanding between the governmental activities and business-type activities are reported in the government-wide financial statements as "internal balances".

In the governmental fund financial statements, advances to other funds are offset equally by a nonspendable fund balance account, which indicates that they do not constitute expendable available financial resources and, therefore are not available for appropriation or by a restricted fund balance account, if the funds will ultimately be restricted when the advance is repaid.

WAUKESHA COUNTY, WISCONSIN
NOTES TO FINANCIAL STATEMENTS
December 31, 2022

NOTE 1 – SUMMARY OF SIGNIFICANT ACCOUNTING POLICIES (CONT'D)

3. Inventories and Prepaid Items

Governmental fund inventories, if material, are recorded at cost based on the average cost method using the consumption method of accounting. Proprietary fund inventories are generally used for construction and/or for operation and maintenance work. They are valued at cost based on the average cost method and charged to operation and maintenance expense when used. Inventory quantities at December 31, 2022 were determined by physical counts.

Certain payments to vendors reflect costs applicable to future accounting periods and are recorded as prepaid items in both government-wide and fund financial statements. The cost of prepaid items is recorded as expenditures/expenses when consumed rather than when purchased.

4. Restricted Assets

Mandatory segregations of assets are presented as restricted assets. Such segregations are required by bond agreements and other external parties.

5. Capital Assets

GOVERNMENT –WIDE STATEMENTS

Capital assets, which include property, plant, and equipment, are reported in the government-wide financial statements. The County defines capital assets as assets with an initial cost of more than \$5,000 for general capital assets and \$100,000 for infrastructure assets, and an estimated useful life in excess of one year. All capital assets are valued at historical cost or estimated historical cost if actual amounts are unavailable. Donated capital assets are recorded at their estimated acquisition value at the date of donation.

Additions to and replacements of capital assets of business-type activities are recorded at original cost, which includes material, labor, and overhead. The cost of renewals and betterments relating to retirement units is added to plant accounts. The cost of property replaced, retired or otherwise disposed of is deducted from plant accounts and, generally, together with removal costs less salvage, is charged to accumulated depreciation.

Depreciation/amortization of all exhaustible capital assets is recorded as an allocated expense in the statement of activities, with accumulated depreciation/amortization reflected in the statement of net position. Depreciation or amortization is provided over the assets' estimated useful lives using the straight-line method of depreciation or amortization.

The range of estimated useful lives by type of asset is as follows:

Buildings	25-40	Years
Land Improvements	20	Years
Vehicles	2-10	Years
Machinery and Equipment	2-15	Years
Software	5	Years
Infrastructure	15-50	Years

FUND FINANCIAL STATEMENTS

In the fund financial statements, capital assets used in governmental fund operations are accounted for as capital outlay expenditures of the governmental fund upon acquisition. Capital assets used in proprietary fund operations are accounted for the same way as in the government-wide statements.

WAUKESHA COUNTY, WISCONSIN
NOTES TO FINANCIAL STATEMENTS
December 31, 2022

NOTE 1 – SUMMARY OF SIGNIFICANT ACCOUNTING POLICIES (CONT'D)

6. Deferred Outflows of Resources

A deferred outflow of resources represents a consumption of net assets/fund balance that applies to a future period and will not be recognized as an outflow of resources (expense/expenditures) until that future time.

7. Compensated Absences

Under terms of employment, employees are granted sick leave and vacations in varying amounts. Only benefits considered to be vested are disclosed in these statements.

All vested vacation and sick leave pay is accrued when incurred in the government-wide and proprietary fund financial statements. A liability for these amounts is reported in governmental funds only if they have matured, for example, as a result of employee resignations and retirements.

Payments for vacation and sick leave will be made at rates in effect when the benefits are used. Accumulated vacation and sick leave liabilities at December 31, 2022 are determined on the basis of current salary rates and include salary related payments.

Amounts accrued in the government-wide statement of net position are considered due within one year because the county considers the carryover balances to be used before new benefit allocations.

8. Long-Term Obligations

All long-term obligations to be repaid from governmental and business-type resources are reported as liabilities in the government-wide statements. The long-term obligations consist primarily of notes and bonds payable and accrued compensated absences.

Long-term obligations for governmental funds are not reported as a liability in the fund financial statements. The debt proceeds are reported as other financing sources and payments of principal and interest are reported as expenditures. The accounting in proprietary funds is the same as it is in the government-wide statements.

For the government-wide statements and proprietary fund statements, bond premiums and discounts are amortized over the life of the issue using the effective interest method. The balance at year-end is shown as an increase or decrease in the liability section of the statement of net position.

9. Deferred Inflows of Resources

A deferred inflow of resources represents an acquisition of net assets/fund balance that applies to a future period and therefore will not be recognized as an inflow of resources (revenue) until that future time.

10. Equity Classifications

GOVERNMENT-WIDE STATEMENTS

Equity is classified as net position and displayed in three components:

- a. Net investment in capital assets – Consists of capital assets including restricted capital assets, net of accumulated depreciation/amortization and reduced by the outstanding balances (excluding unspent debt proceeds) of any bonds, mortgages, notes, or other borrowings that are attributable to the acquisition, construction, or improvement of those assets.
- b. Restricted net position – Consists of net position with constraints placed on their use either by 1) external groups such as creditors, grantors, contributors, or laws or regulations of other governments or, 2) law through constitutional provisions or enabling legislation.
- c. Unrestricted net position – All other net positions that do not meet the definition of “restricted” or “net investment in capital assets.”

WAUKESHA COUNTY, WISCONSIN
NOTES TO FINANCIAL STATEMENTS
December 31, 2022

NOTE 1 – SUMMARY OF SIGNIFICANT ACCOUNTING POLICIES (CONT'D)

When both restricted and unrestricted resources are available for use, it is the County's policy to use restricted resources first, and then unrestricted resources as they are needed.

FUND STATEMENTS

Governmental fund balances are displayed as follows: nonspendable, restricted, committed, assigned, and unassigned. Nonspendable fund balance is inherently so; it is the portion of net resources that cannot be spent because of their form or because they must be maintained intact. Restricted fund balance has externally enforceable limitations on use, either by creditors, grantors, contributors, or laws and regulations. Committed fund balance has self-imposed limitations (through formal action of ordinance by the County Board) set in place prior to the end of the period. Assigned fund balance has limitations established by the Director of Administration; the County Board takes official action to assign amounts through ordinance, adoption of the annual budget, and adoption of the capital projects plan. Unassigned fund balance includes residual positive fund balance within the general fund which has not been classified within the other above mentioned categories. Unassigned fund balance may also include negative balances for any governmental fund if expenditures exceed amounts restricted, committed, or assigned for those purposes.

Proprietary fund equity is classified the same as in the government-wide statements.

The County considers restricted amounts to be spent first when both restricted and unrestricted fund balance is available unless there are legal document/contracts that prohibit doing this, such as in grant agreements requiring dollar for dollar spending. Additionally, the County would first use committed, then assigned and lastly unassigned amounts of unrestricted fund balance when expenditures are made.

The County has a formal fund balance policy. The County will maintain unassigned fund balances to provide necessary working capital to avoid cash flow interruptions and short-term borrowing to fund daily operations. The ratio of unassigned fund balance to general and special revenue fund expenditures will be maintained at a minimum of 11%. Fund balance reserves will not be used to offset continuous operation costs.

11. Pension

For purposes of measuring the net pension liability (asset), deferred outflows of resources and deferred inflows of resources related to pensions, and pension expense (revenue), information about the fiduciary net position of the Wisconsin Retirement System (WRS) and additions to/deductions from WRS' fiduciary net position have been determined on the same basis as they are reported by WRS. For this purpose, benefit payments (including refunds of employee contributions) are recognized when due and payable in accordance with the benefit terms. Investments are reported at fair value.

12. Leases

LESSEE

The County's policy as a lessee in noncancellable lease arrangement is to recognize a lease liability and a right-to-use lease asset (lease asset) in the government-wide financial statements. The County recognizes lease liabilities based on materiality of the aggregate type of leased asset (i.e., vehicles, building) with the exception for short-term leases (12 months or less). Leases not meeting criteria recognize lease payments as outflows of resources based on the payment provisions of the contract.

At the commencement of a lease, the County initially measures the lease liability at the present value of payments expected to be made during the lease term. Subsequently, the lease liability is reduced by the principal portion of lease payments made. The lease asset is initially measured as the initial amount of the lease liability, adjusted for lease payments made at or before the lease commencement date, plus certain initial direct costs. Subsequently, the lease asset is amortized on a straight-line basis over its useful life.

WAUKESHA COUNTY, WISCONSIN
NOTES TO FINANCIAL STATEMENTS
December 31, 2022

NOTE 1 – SUMMARY OF SIGNIFICANT ACCOUNTING POLICIES (CONT'D)

Key estimates and judgments related to leases include how the County determines (1) the discount rate it uses to discount the expected lease payments to present value, (2) lease term, and (3) lease payments.

- The County uses the interest rate charged by the lessor as the discount rate. When the interest rate charged by the lessor is not provided, the County generally uses its estimated incremental borrowing rate as the discount rate for leases.
- The lease term includes the noncancellable period of the lease. Lease payments included in the measurement of the lease liability are composed of fixed payments and purchase option price that the County is reasonably certain to exercise.

The County monitors changes in circumstances that would require a remeasurement of its lease and will remeasure any lease asset and liability if certain changes occur that are expected to significantly affect the amount of the lease liability.

Lease assets are reported as right to use along with other capital assets and lease liabilities are reported with long-term debt on the statement of net position.

LESSOR

With the exception of short-term leases and certain regulated leases, when the County is a lessor in noncancellable lease arrangements the County recognizes a lease receivable and a deferred inflow of resources in the government-wide and fund financial statements. For short-term leases and excluded regulated leases, lease revenues are recognized as inflows of resources based on the payment provisions of the contract. See Note 12 for details of the County's leasing arrangements.

At the commencement of a lease, the County initially measures the lease receivable at the present value of payments expected to be received during the lease term. Subsequently, the lease receivable is reduced by the principal portion of lease payments received. The deferred inflow of resources is initially measured as the initial amount of the lease receivable, adjusted for lease payments received at or before the lease commencement date. Subsequently, the deferred inflow of resources is recognized as revenue over the life of the lease term.

Key estimates and judgments include how the County determines (1) the discount rate it uses to discount the expected lease receipts to present value, (2) lease term, and (3) lease receipts.

- The County uses its estimated incremental borrowing rate as the discount rate for leases.
- The lease term includes the noncancellable period of the lease. Lease receipts included in the measurement of the lease receivable is composed of fixed payments from the lessee.

The County monitors changes in circumstances that would require a remeasurement of its lease, and will remeasure the lease receivable and deferred inflows of resources if certain changes occur that are expected to significantly affect the amount of the lease receivable.

WAUKESHA COUNTY, WISCONSIN
NOTES TO FINANCIAL STATEMENTS
December 31, 2022

NOTE 1 – SUMMARY OF SIGNIFICANT ACCOUNTING POLICIES (CONT'D)

13. Implementation of New GASB Pronouncements

The requirements of the following accounting standards are effective for the purpose of implementation, if applicable to the County, for the year ended December 31, 2022.

GASB STATEMENT NO. 87

In June 2017, the Governmental Accounting Standards Board (GASB) issued GASB Statement No. 87, *Leases*. This standard requires the recognition of certain lease assets and liabilities for leases that previously were classified as operating leases and as inflows of resources or outflows of resources recognized based on the payment provisions of the contract. It establishes a single model for lease accounting based on the foundational principle that leases are financings of the right to use an underlying asset. Under this standard, a lessee is required to recognize a lease liability and an intangible right-to-use lease asset, and a lessor is required to recognize a lease receivable and a deferred inflow of resources. The County adopted the requirements of the guidance effective January 1, 2022, and has applied the provisions of this standard to the beginning of the period of adoption.

WAUKESHA COUNTY, WISCONSIN
 NOTES TO FINANCIAL STATEMENTS
 December 31, 2022

NOTE 2 – RECONCILIATION OF GOVERNMENT-WIDE AND FUND FINANCIAL STATEMENTS

A. EXPLANATION OF CERTAIN DIFFERENCES BETWEEN THE GOVERNMENTAL FUND BALANCE SHEET AND THE STATEMENT OF NET POSITION

The governmental fund balance sheet includes a reconciliation between *fund balance – total governmental funds* and *net position – governmental activities* as reported in the government-wide statement of net position. One element of that reconciliation states that “Capital assets used in governmental activities are not financial resources, and therefore are not reported as assets in governmental funds.” The details of this are as follows:

Land	\$61,884,570
Construction in progress	28,146,737
Buildings and improvements	284,431,709
Machinery, equipment, and vehicles	49,420,405
Software	12,568,779
Infrastructure	314,853,620
Less: Accumulated depreciation/amortization	(339,557,522)
Less: Internal service fund capital assets, net of depreciation	(15,140,800)
Adjustment for Capital Assets	<u>\$396,607,498</u>

Another element of that reconciliation states that “Long-term liabilities, including bonds and notes payable, are not due and payable in the current period, and therefore are not reported as liabilities in the funds.” The details of this are as follows:

Notes payable	\$81,944,000
Unamortized debt premium	1,988,744
Compensated absences	6,113,086
Accrued interest payable	366,986
Total	<u>\$90,412,816</u>

B. EXPLANATION OF CERTAIN DIFFERENCES BETWEEN THE GOVERNMENTAL FUND STATEMENT OF REVENUES, EXPENDITURES, AND CHANGES IN FUND BALANCES AND THE GOVERNMENT-WIDE STATEMENT OF ACTIVITIES

The governmental fund statement of revenues, expenditures, and changes in fund balances includes a reconciliation between net changes in fund balances – total governmental funds and changes in net position of governmental activities as reported in the government-wide statement of activities. One element of that reconciliation explains, “Governmental funds report capital outlays as expenditures. However, in the statement of activities, the cost of those assets is allocated over their estimated useful lives as depreciation expense. This is the amount by which capital assets exceed depreciation in the current period.” The details of are as follows:

Capital outlay per fund financial statements	\$16,606,350
Some items are recorded as capital outlay in the fund financial statements, but do not meet the County’s capitalization policy, and therefore are not capitalized in the government-wide statements	(5,367,504)
Some additions to capital assets are contributed to the County and therefore are not reported as expenditures in the fund financial statements	4,486,633
Depreciation expense (excluding internal service funds)	(17,397,375)
Total	(\$1,671,896)

WAUKESHA COUNTY, WISCONSIN
 NOTES TO FINANCIAL STATEMENTS
 December 31, 2022

NOTE 2 – RECONCILIATION OF GOVERNMENT-WIDE AND FUND FINANCIAL STATEMENTS (CONT'D)

Another element of that reconciliation states, “Some expenses reported in the statement of activities, do not require the use of current financial resources and therefore are not reported as expenditures in governmental funds.” The details of this are as follows:

Compensated absences	\$ (124,823)
Accrued interest payable	46,152
Total	\$ (78,671)

NOTE 3 – STEWARDSHIP, COMPLIANCE, AND ACCOUNTABILITY

A. BUDGETARY INFORMATION

Budgetary information is derived from the annual operating budget and is presented using the same basis of accounting for each fund as described in Note 1.

Wisconsin Statute 65.90 requires that an annual budget be adopted for all funds. Accordingly, a budget has been adopted for the general fund and all special revenue, debt service, capital project, enterprise, and internal service funds. These budgets are prepared on a basis consistent with generally accepted accounting principles. Budgets are not formally adopted for custodial funds.

Expenditures cannot legally exceed appropriations at the department level, pursuant to s.65.90, Wisconsin State Statutes. However, for the general and special revenue funds, the County has chosen a more restrictive control in the form of appropriation units, defined as groups of account classes within a department, including personnel costs, operating expenses, interdepartmental charges, and capital outlay. For proprietary funds, budgetary control is at the fund level. For capital project funds, budgetary control is at the individual project level.

State statutes, (s.65.905 (a)), also provide for the County Board to authorize an amendment of the budget by a vote of two-thirds of the entire membership of the Board. The County Board has authorized the Finance Committee, under County Code Section 2-211(c)(3), the following fund transfer authority:

A transfer of funds from one appropriation unit to another within the department budget.

A transfer of funds from the contingency fund, not to cumulatively exceed 10% of the funds originally appropriated for a department in a fiscal year.

In addition, the statutes allow supplemental budget appropriations to be made from unanticipated revenues received or fund equity, as defined by ordinance and adopted by two-thirds approval of the County Board.

WAUKESHA COUNTY, WISCONSIN
NOTES TO FINANCIAL STATEMENTS
December 31, 2022

NOTE 3 – STEWARDSHIP, COMPLIANCE, AND ACCOUNTABILITY (CONT'D)

Supplemental appropriations necessary for 2022 were as follows:

	Adopted Budget	Modified Budget*	Change
General	\$ 195,897,864	\$ 199,496,437	\$ 3,598,573
Special Revenue	36,180,254	39,200,198	3,019,944
Debt Service	15,081,796	15,081,796	-
Capital projects	27,645,000	29,665,900	2,020,900
Enterprise	10,631,367	11,218,667	587,300
Internal Service	48,445,864	49,050,864	605,000
Totals	\$ 333,882,145	\$ 343,713,862	\$ 9,831,717

*Excludes carryover project funds from prior years for general (\$1,075,552), special revenue (\$11,809,155), capital projects (\$17,410,471), enterprise (\$96,925) and internal service (\$80,009).

The adopted budgets for the general, special revenue, debt service and capital project funds are prepared on a basis consistent with generally accepted accounting principles. A comparison of budget and actual is included in the accompanying required supplementary information and supplementary information for governmental fund types with annual budgets.

The adopted budgets for enterprise and internal service funds are prepared on a basis consistent with generally accepted accounting principles. Both budget and accounting treat depreciation as an expense and for budget purposes capital outlay is a memo entry only.

Budget and actual comparisons (excluding capital project revenues and expenses) of the County's enterprise and internal service funds for the year ended December 31, 2022 are as follows:

	Revenues		Expenses	
	Budget	Actual	Budget	Actual **
Enterprise Funds				
Airport *	\$ 1,780,810	\$ 1,254,294	\$ 1,780,089	\$ 1,783,155
Golf Courses	2,217,366	2,527,876	2,217,556	2,184,833
Ice Arena *	1,251,421	1,220,612	1,255,786	1,254,080
Radio Services	1,055,112	1,546,120	2,189,440	1,843,621
Materials Recovery Facility	3,736,191	2,968,959	3,872,721	3,072,224
Internal Service Funds				
Heath and Dental Insurance	\$ 26,594,421	\$ 22,863,337	\$ 28,226,581	\$ 21,517,386
Vehicle Replacement	3,788,198	4,329,751	3,598,198	3,342,823
Risk Mgmt/Self-Insurance	3,004,298	3,218,978	3,280,546	3,280,546
Central Fleet Maintenance	4,308,821	4,372,193	4,409,904	4,219,249
Collections	980,251	988,257	1,006,917	908,983
End User Technology Fund	7,900,874	8,065,555	8,608,727	8,096,895

WAUKESHA COUNTY, WISCONSIN
 NOTES TO FINANCIAL STATEMENTS
 December 31, 2022

NOTE 3 – STEWARDSHIP, COMPLIANCE, AND ACCOUNTABILITY (CONT'D)

*Actual expenses exclude depreciation expense for capital assets acquired by grants externally restricted for capital acquisitions and construction (Airport, \$612,483; Ice Arena, \$62,915).

**Actual expenses exclude pension expenses caused by unbudgeted GASB 68 pension net assets/liability adjustments (Airport, (\$33,931); Golf Courses, (\$23,223); Ice Arena, (\$30,021); Radio Services, (\$42,178); Materials Recovery Facility, (\$26,804); Risk Mgmt/Self-Insurance, (\$29,395); Central Fleet Maintenance, (\$81,083); Collections, (\$51,862); End User Technology Fund (\$136,253)).

Budgetary amounts lapse at year-end, except for unexpended appropriations for capital projects, which carry forward to the ensuing year. The County Board, by ordinance, can authorize the carry forward of prior year's unexpended appropriations to the ensuing year.

B. EXCESS EXPENDITURES OVER APPROPRIATIONS

No funds had excess expenditures over appropriations.

C. DEFICIT BALANCES

No funds had a deficit balance at December 31, 2022.

D. PROPERTY TAX LEVY INCREASE LIMITS

Wisconsin law limits the County's future tax levies. The County is limited to its prior tax levy dollar amount, increased by the greater of the percentage change in the County's equalized value due to new construction, or zero percent. Changes in debt service from one year to the next are generally exempt from this limit with certain exceptions. The County is required to reduce its allowable levy by the estimated amount of fee revenue it collects for certain services, if those services were funded in 2013 by the property tax levy. Levies can be increased above the allowable limits if the amount is approved by referendum.

NOTE 4 – DEPOSITS AND INVESTMENTS

The County maintains a cash and investment pool that is available for use by all funds, except Custodial Funds. The deposits and investments of the Custodial Funds are held separately from those of other County funds. The deposit and investment balances of the various fund types on December 31, 2022 are as follows:

General Fund	\$63,640,683
Special Revenue Funds	81,031,829
Debt Service Funds	3,753,230
Capital Projects Funds	26,227,186
Enterprise Funds	17,256,063
Enterprise Funds – Restricted	1,217,178
Internal Service Funds	21,211,096
Internal Service Funds – Restricted	2,862,106
Custodial Funds	77,265,151
Total - Primary Government	\$294,464,522
Component Unit	2,475,488
Grand Total	\$296,940,010

WAUKESHA COUNTY, WISCONSIN
NOTES TO FINANCIAL STATEMENTS
December 31, 2022

NOTE 4 – DEPOSITS AND INVESTMENTS (CONT'D)

The County has adopted a formal investment policy which delegates authority to the Director of Administration to invest the money of the County, to sell or exchange securities purchased and to provide for the safekeeping of such securities. The Department of Administration contracts with investment advisory firms for investment management services.

Investment Risk Factors

There are many factors that can affect the value of investments, such as credit risk, custodial credit risk, concentration of credit risk, interest rate risk and foreign currency risk.

Credit Risk

Fixed income securities are subject to credit risk, which is the chance that a bond issuer will fail to pay interest or principal in a timely manner, or that negative perceptions of the issuer's ability to make these payments will cause security prices to decline. The circumstances may arise due to a variety of factors such as financial weakness, bankruptcy, litigation and/or adverse political developments.

A bond's credit quality is an assessment of the issuer's ability to pay interest on the bond, and ultimately, to pay the principal. Credit quality is evaluated by one of the independent bond rating agencies, such as Moody's Investors Service (Moody's) or Standard and Poor's (S&P). The lower the rating, the greater the chance, in the rating agency's opinion, that the bond issuer will default or fail to meet its payment obligations. Generally, the lower a bond's credit rating, the higher its yield should be to compensate for the additional risk. The County's investment policy permits investments in securities only rated in the top two rating categories by Moody's and/or S&P.

Certain fixed income securities, including obligations of the U.S. government or those explicitly guaranteed by the U.S. government are not considered to have credit risk.

The credit risk profile for fixed income securities at December 31, 2022 is as follows:

U.S. Government Guaranteed	
U.S. Treasury	\$63,902,455
Total U.S. Government Guaranteed	\$63,902,455
Money Market Accounts	
AAAm - First American Government Obligations Fund	\$2,058,935
AAAm - Wisconsin Investment Series Cooperative	2,780,334
Unrated - Wisconsin Local Government Investment Pool	41,814,106
Total Money Market Accounts	\$46,653,375
U.S. Agencies / Government Instrumentalities	
AAA rated	\$87,385,153
Municipal Bonds	
AAA rated	\$2,149,519
AA rated	2,629,761
Total Municipal Bonds	\$4,779,280
Corporate Bonds	
AAA rated	\$196,700
AA rated	7,827,388
A rated	8,455,349
BBB rated	99,688
Total Corporate Bonds	\$16,579,125
Grand Total	\$219,299,388

WAUKESHA COUNTY, WISCONSIN
 NOTES TO FINANCIAL STATEMENTS
 December 31, 2022

NOTE 4 – DEPOSITS AND INVESTMENTS (CONT'D)

Custodial Credit Risk

Custodial credit risk is the risk that in the event of the failure of the custodian holding the County's deposits and investments, the deposits and investments may not be returned.

As of December 31, 2022 the carrying amount of the County's deposits was \$72,872,744 and the bank balance was \$73,878,872. \$46,484,103 of the bank balance at year-end was covered by Federal and State depository insurance or by collateral held by the County's agent in the County's name. \$26,894,769 of the bank balance was uninsured or uncollateralized at year-end. In addition, the County maintains petty cash funds in the amount of \$170,194.

Deposits in banks are insured by the Federal Deposit Insurance Corporation (FDIC) in the amount of \$250,000 for time and savings accounts (including NOW accounts) and \$250,000 for demand deposit accounts (interest-bearing and noninterest-bearing). Bank accounts are also insured by the State Deposit Guarantee Fund in the amount of \$400,000. However, due to the nature of this fund, recovery of material principal losses may not be significant to individual municipalities.

The County's Investment Policy requires all investment institutions acting as a depository for the County to enter into a "depository agreement" requiring the depository to pledge collateral to secure deposits over and above the \$250,000 of federal depository insurance and the \$400,000 covered by the State Deposit Guarantee. All securities serving as collateral shall be specifically pledged to the County (not as part of a pooled fund) and placed in a custodial account at a Federal Reserve Bank, a trust department of a commercial bank, or through another financial institution, or by a letter of credit issued by a Aaa rated Federal Home Loan Bank. The custodian may not be owned or controlled by the depository institution or its holding company unless it is a separately operated trust institution. The custodian shall send statements of pledged collateral to the Treasurer's Office on a monthly basis.

The County's Investment Policy requires all of the County's investments to be held in the County's name by a third party custodian (a bank trust company), or be part of an external investment pool. There is no custodial credit risk exposure for these investments.

Concentration of Credit Risk

Concentration of credit risk is the risk associated with a lack of diversification of having significant funds invested in a few individual issuers, thereby exposing the County to greater risks resulting from adverse economic, political, regulatory, geographic or credit developments.

Major issuers (over five percent of total investments) in the County's portfolio as of December 31, 2022 are as follows:

Issuer	Amount	Percentage
US Treasury	\$63,902,455	37.0%
Federal National Mortgage Association	34,023,136	19.7%
Federal Home Loan Mortgage Corp.	25,542,262	14.8%
Small Business Administration	13,613,461	7.9%
Other Issuers (none over 2.7%)	35,564,699	20.6%
Grand Total	\$172,646,013	100.0%

WAUKESHA COUNTY, WISCONSIN
 NOTES TO FINANCIAL STATEMENTS
 December 31, 2022

NOTE 4 – DEPOSITS AND INVESTMENTS (CONT'D)

The County's Investment Policy limits participation in investment pools or money market funds to no greater than ten percent of the total funds invested in the pool, based on monthly statement ending balances. There are no restrictions relating to concentration of credit risk on investments in debt securities.

Interest Rate Risk

The maturity limits in the County's investment policy are 120 days average maturity for money markets, 270 days for commercial paper, (which the County currently does not own) and 7 years on out-of-state general obligation securities. The County does not have any overall restrictions, and instead manages risk on an individual portfolio basis.

The County's Investment Policy specifies duration as the method to manage interest rate risk for its investments. In practice, the County contracts with professional portfolio management firms for its investments. Each portfolio management firm has been assigned a widely recognized benchmark or combination of benchmarks thereof, consistent with their management strategy. PFM Asset Management has been assigned a hybrid index consisting of 70 percent of the Barclays Capital Intermediate Government Index and 30 percent of the Barclays Capital Mortgage Index as their benchmark. Dana Investment Advisors has been assigned the Citigroup 1 Year Treasury Index as their benchmark. Galliard Capital Management has been assigned a hybrid index consisting of 70 percent of the Barclays Capital Intermediate Government Index and 30 percent of the Barclays Capital Mortgage Index as their benchmark. Galliard Capital Management – Corporate Portfolio has been assigned the Barclays 1-5 Year US Corporate Index.

In addition to using the assigned benchmarks to evaluate the performance of the portfolio management firms, the firms also manage interest rate risk by maintaining the effective duration of their portfolios consistent to the duration of the assigned benchmark. The duration of the County's overall investments at December 31, 2022 is as follows (total duration includes money market accounts and negotiable certificates of deposit, which are not listed in the table):

Investment Type	Amount	Effective Duration
Federal Agency / Instrumentality Coupon Securities	\$24,037,925	2.64 years
Federal Agency Discount Securities	894,989	1.04 years
U.S. Treasury Coupon Securities	59,562,340	2.73 years
U.S. Treasury Discount Securities	3,637,138	0.67 years
U.S. Treasury Inflation Protected Securities	702,977	2.98 years
Federal Agency Mortgage Pass Through Securities	62,356,667	4.59 years
Reverse Mortgage Securities	95,572	1.31 years
Municipal Bonds	4,716,558	4.03 years
Municipal Discount Securities	62,722	3.83 years
Corporate Bonds	16,579,125	2.72 years
Grand Total	\$172,646,013	2.02 years

WAUKESHA COUNTY, WISCONSIN
 NOTES TO FINANCIAL STATEMENTS
 December 31, 2022

NOTE 4 – DEPOSITS AND INVESTMENTS (CONT'D)

For money market fund investments and the Wisconsin Local Government Investment Pool, weighted average maturity is used to measure interest rate risk. The weighted average maturity of all of the County's money market investments at December 31, 2022 is as follows:

Fund Name	Amount	Weighted Average Maturity
Wisconsin Local Government Investment Pool	\$41,814,106	15 days
Wisconsin Investment Series Cooperative	2,780,334	24 days
First American Government Obligations Money Market Fund	2,058,935	11 days
Grand Total	\$46,653,375	

Foreign Currency Risk

The County's Investment Policy does not permit investments in securities of foreign issuers or in securities denominated in a currency other than the U.S. Dollar.

Fair Value Measurements

The County uses fair value measurements to record fair value adjustments to certain assets and liabilities and to determine fair value disclosures.

The County follows an accounting standard that defines fair value, establishes a framework for measuring fair value, establishes a fair value hierarchy based on the quality of inputs used to measure fair value, and requires expanded disclosures about fair value measurements. In accordance with this standard, the County has categorized its investments, based on the priority of the inputs to the valuation technique, into a three-level fair value hierarchy. The fair value hierarchy gives the highest priority to quoted prices in active markets for identical assets or liabilities (Level 1) and the lowest priority to unobservable inputs (Level 3). If the inputs used to measure the financial instruments fall within different levels of the hierarchy, the categorization is based on the lowest level input that is significant to the fair value measurement of the instrument.

Financial assets and liabilities recorded on the statement of net position are based on the inputs to the valuation techniques as follows:

Level 1 – Financial assets and liabilities are valued using inputs that are unadjusted quoted prices in active markets accessible at the measurement date of identical financial assets and liabilities.

Level 2 – Financial assets and liabilities are valued based on quoted prices for similar assets, or inputs that are observable, either directly or indirectly for substantially the full term through corroboration with observable market data.

Level 3 – Financial assets and liabilities are valued using pricing inputs which are unobservable for the asset, inputs that reflect the reporting entity's own assumptions about the assumptions market participants and would use in pricing the asset.

WAUKESHA COUNTY, WISCONSIN
 NOTES TO FINANCIAL STATEMENTS
 December 31, 2022

NOTE 4 – DEPOSITS AND INVESTMENTS (CONT'D)

The County has the following assets subject to fair value measurement as of December 31, 2022:

Investment Type	Primary Vendor/Source	Update Frequency	Methodology	Secondary Vendor/Source	Hierarchy Level
Federal Agency Coupon Securities	ICE (Intercontinental Exchange)	Daily	Institutional Bond Quotes – evaluations based on various market and industry inputs	Bloomberg	2
Federal Agency Discount Securities	ICE (Intercontinental Exchange)	Daily	Institutional Bond Quotes – evaluations based on various market and industry inputs	Bloomberg	2
U.S. Treasury Coupon Securities	ICE (Intercontinental Exchange)	Daily	Institutional Bond Quotes – evaluations based on various market and industry inputs	Bloomberg	1
U.S. Treasury Discount Securities	ICE (Intercontinental Exchange)	Daily	Institutional Bond Quotes – evaluations based on various market and industry inputs	Bloomberg	2
U.S. Treasury Inflation Protected Securities	ICE (Intercontinental Exchange)	Daily	Institutional Bond Quotes – evaluations based on various market and industry inputs	Bloomberg	2
Federal Agency Mortgage Pass Through Securities	ICE (Intercontinental Exchange)	Daily	Mortgage-Backed Securities Pricing – evaluations based on various market and industry inputs	Bloomberg	2
Reverse Mortgage Securities	ICE (Intercontinental Exchange)	Daily	Mortgage-Backed Securities Pricing – evaluations based on various market and industry inputs	Bloomberg	2
Municipal Bonds	Standard & Poors	Daily	Evaluations based on various market and industry inputs	ICE (Intercontinental Exchange), Bloomberg	2
Municipal Discount Securities	Standard & Poors	Daily	Evaluations based on various market and industry inputs	ICE (Intercontinental Exchange), Bloomberg	2
Corporate Bonds	ICE (Intercontinental Exchange)	Daily	Institutional Bond Quotes – evaluations based on various market and industry inputs	Bloomberg	2

WAUKESHA COUNTY, WISCONSIN
 NOTES TO FINANCIAL STATEMENTS
 December 31, 2022

NOTE 4 – DEPOSITS AND INVESTMENTS (CONT'D)

The breakdown of the County's investments by the fair value hierarchy is as follows:

Investment Type	Level 1	Level 2	Total
Federal Agency / Instrumentality Coupon Securities		\$24,037,925	\$24,037,925
Federal Agency Discount Securities		\$894,989	\$894,989
U.S. Treasury Coupon Securities	\$59,562,340		\$59,562,340
U.S. Treasury Discount Securities	\$2,493,800	\$1,143,338	\$3,637,138
U.S. Treasury Inflation Protected Securities		\$702,977	\$702,977
Federal Agency Mortgage Pass Through Securities		\$62,356,667	\$62,356,667
Reverse Mortgage Securities		\$95,572	\$95,572
Municipal Bonds		\$4,716,558	\$4,716,558
Municipal Discount Securities		\$62,722	\$62,722
Corporate Bonds		\$16,579,125	\$16,579,125
Grand Total	\$62,056,140	\$110,589,873	\$172,646,013

The County does not have any Level 3 investments.

NOTE 5 – RECEIVABLES

Property Taxes

The County's property taxes are levied on or before December 31 on the equalized valuation as of the prior January 1 for all general property located in the County. The taxes are due and payable in the following year. Such amounts are recorded as property taxes receivable and deferred inflows in the accompanying financial statements. The aggregate levy of \$116,298,590 will be recognized as revenue during 2023.

Property taxes are recognized in the appropriate fund as revenues in the succeeding year when they are collected and available to finance services. If not collected by July 31st the delinquent property taxes are recorded as receivables and deferred inflows in the general fund. Delinquent property taxes are recognized as revenue when collected. Simple interest and penalty of 1 1/2 percent per month on delinquent property taxes are assessed by the County and recognized as revenue when received.

The County purchases uncollected property taxes from other taxing authorities at the unpaid amount to facilitate the collection of the taxes. The purchases are a financing arrangement and are not included in property tax revenues.

Local treasurers collect property taxes levied, typically through the last day of January in each year.

At this time, a settlement process between the county treasurer and local treasurers determines the amount due to the various taxing districts. Tax collection becomes the responsibility of the County and taxes receivable represent unpaid taxes levied for all taxing entities within the County. The exceptions to this process are the Cities of New Berlin, Oconomowoc and Waukesha and the Village of Sussex, wherein the settlement process does not occur until August of each year. Periodic advances from these taxing districts to the County are made prior to August of each year.

On August 31, the tax lien date, all unpaid taxes are reflected as tax certificates. No allowance for losses on delinquent taxes has been provided because of the County's demonstrated ability to recover any losses through the sale of the property.

Delinquent property taxes purchased from other taxing authorities are reflected as nonspendable fund balance at year-end. Delinquent property taxes levied by the County are shown as unavailable revenue and are excluded from the fund balance until collected.

WAUKESHA COUNTY, WISCONSIN
NOTES TO FINANCIAL STATEMENTS
December 31, 2022

NOTE 5 - RECEIVABLES (CONT'D)

At December 31, 2022, delinquent property taxes by year levied consisted of the following:

Tax Certificates	Total	County Levied	County Purchased
2021	\$1,999,915	\$227,790	\$1,772,125
2020	882,299	99,082	783,217
2019	445,332	50,590	394,742
2018	46,040	5,285	40,755
2017	14,624	1,679	12,945
2016	7,385	842	6,543
2015 and prior	14,664	1,682	12,982
Tax Deeds	186,365	21,031	165,334
Total Delinquent Property Taxes Receivable	\$3,596,624	\$407,981	\$3,188,643

Loans Receivables

The amount of receivables not expected to be collected within one year includes an estimated \$1.6 million of property taxes and \$3.8 million of CDBG loans.

Unearned and Unavailable Revenue

Governmental funds report unearned and unavailable revenue in connection with receivables for revenues that are not considered to be available to liquidate liabilities of the current period. Property taxes levied for the subsequent year are not earned and cannot be used to liquidate liabilities of the current period. Governmental funds also defer revenue recognition in connection with resources that have been received, but not yet earned. At the end of the current fiscal year, the various components of unavailable revenue and unearned revenue reported in the governmental funds were as follows:

	Unavailable	Unearned
Property taxes receivable for subsequent year	\$0	\$114,919,347
Delinquent property taxes receivable	407,981	0
CDBG loans receivable	5,014,760	0
Miscellaneous grants	163,710	75,000
Leases related	0	155,287
Other unearned revenue	0	79,799,688
Total unavailable/unearned revenue for governmental funds	\$5,586,451	\$194,949,322
Unearned property tax revenue for internal service funds		1,379,243
Total unearned/unavailable revenue for governmental activities		\$196,328,565

Unearned revenue included in liabilities	\$79,799,688
Unearned/unavailable revenue included in deferred inflows	115,149,634
Total unearned/unavailable revenue for governmental activities	<u>\$194,949,322</u>

WAUKESHA COUNTY, WISCONSIN
NOTES TO FINANCIAL STATEMENTS
December 31, 2022

NOTE 6– DUE FROM OTHER GOVERNMENTS

At December 31, 2022, amounts due from other governments consisted of the following:

Federal:	
CDBG Grants	\$ 903,647
Health and Human Services Aid	5,376,153
Other Federal	734,038
State:	
WIOA Grants	211,865
Health and Human Services Aid	7,060,333
Dept of Transportation	2,297,515
Other State	1,616,190
County and Municipal	1,142,007
Total per Statement of Net Position	\$ 19,341,748

NOTE 7– RESTRICTED ASSETS

Mandatory segregation of assets is presented on the statement of net position as restricted assets. External parties require such segregations. Restricted assets reported in connection with the net pension asset balance must be used to fund employee benefits. Proprietary fund deposits are restricted as amounts are held by a third party on behalf of the County.

<u>Fund</u>	<u>Purpose</u>	<u>Amount</u>
Materials Recovery Facility Fund	Equipment Replacement Fund held by Milwaukee	\$ 1,217,178
Risk Management/Self Insurance	SIR deposit held by WMMIC	402,842
Risk Management/Self Insurance	Deposit with WMMIC	2,459,264
Governmental Activities	Net Pension Asset	48,654,109
Business-type Activities	Net Pension Asset	860,057
Total Restricted Assets per Statement of Net Position		<u>\$ 53,593,450</u>

NOTE 8– LOANS RECEIVABLES

Community Development Programs. As of December 31, 2022, \$5,014,760 is receivable from cities, villages, towns and non-profit corporations for federally funded Housing Assistance, Economic Development, and HOME loan programs.

WAUKESHA COUNTY, WISCONSIN
NOTES TO FINANCIAL STATEMENTS
December 31, 2022

NOTE 9 – CAPITAL ASSETS

Capital asset activity for the year ended December 31, 2022 was as follows:

Governmental Activities	Balance 1/1/2022	Additions	Deletions	Balance 12/31/2022
Capital assets not being depreciated:				
Land	\$ 61,838,438	\$ 46,132	\$ -	\$ 61,884,570
Construction in progress	\$ 25,440,554	\$ 8,496,170	\$ 5,789,987	\$ 28,146,737
Other Capital Assets				
Buildings	\$ 253,741,112	\$ 3,236,110	\$ 20,210	\$ 256,957,012
Land improvements	27,416,903	98,082	40,288	27,474,697
Machinery and equipment	30,517,169	1,113,801	2,195,068	29,435,902
Software	11,547,438	1,698,409	677,068	12,568,779
Vehicles	19,320,747	2,808,693	2,144,937	19,984,503
Infrastructure	307,581,288	7,715,073	442,741	314,853,620
Total other capital assets at historical cost	<u>\$ 650,124,657</u>	<u>\$ 16,670,168</u>	<u>\$ 5,520,312</u>	<u>\$ 661,274,513</u>
Less: Accumulated Depreciation/Amortization for:				
Buildings	\$ 103,638,855	\$ 6,848,499	\$ 15,523	\$ 110,471,831
Land improvements	21,840,125	971,034	40,289	22,770,870
Machinery and equipment	24,460,395	1,755,053	2,182,050	24,033,398
Software	8,609,955	1,501,647	677,068	9,434,534
Vehicles	10,297,718	2,578,707	1,955,669	10,920,756
Infrastructure	154,491,441	7,877,433	442,741	161,926,133
Total Accumulated Depreciation/Amortization	<u>\$ 323,338,489</u>	<u>\$ 21,532,373</u>	<u>\$ 5,313,340</u>	<u>\$ 339,557,522</u>
Net Other Capital Assets	<u>\$ 326,786,168</u>	<u>\$ (4,862,205)</u>	<u>\$ 206,972</u>	<u>\$ 321,716,991</u>
Total Governmental Activities Capital Assets	<u>\$ 414,065,160</u>	<u>\$ 3,680,097</u>	<u>\$ 5,996,959</u>	<u>\$ 411,748,298</u>

Depreciation/amortization expense was charged to functions as follows:

Justice and Public Safety	\$2,865,952
Health & Human Services	1,522,758
Environment, Parks, and Education	1,859,787
Public Works (includes roads, bridges, signals, buildings)	10,161,919
General Government	986,959
Vehicle Replacement Fund	3,302,167
Central Fleet	137,768
Collections	2,758
End User Technology Fund	692,305
Total Governmental Activities Depreciation/Amortization Expense	<u>\$21,532,373</u>

WAUKESHA COUNTY, WISCONSIN
NOTES TO FINANCIAL STATEMENTS
December 31, 2022

NOTE 9 – CAPITAL ASSETS (CONT'D)

Business-Type Activities	Balance 1/1/2022	Additions	Deletions	Balance 12/31/2022
Capital assets not being depreciated:				
Land	\$ 10,288,747	\$ -	\$ -	\$ 10,288,747
Construction in progress	\$ 214,712	\$ 436,567	\$ 69,375	\$ 581,904
Other Capital Assets				
Buildings	\$ 18,341,435	\$ 81,967	\$ 88,385	\$ 18,335,017
Land improvements	24,731,721	5,805	-	24,737,526
Machinery and equipment	21,592,599	191,885	-	21,784,484
Software	35,859	-	-	35,859
Total other capital assets at historical cost	<u>\$ 64,701,614</u>	<u>\$ 279,657</u>	<u>\$ 88,385</u>	<u>\$ 64,892,886</u>
Less: Accumulated Depreciation/Amortization				
Buildings	\$ 13,667,508	\$ 438,807	\$ 88,385	\$ 14,017,930
Land improvements	16,571,205	642,077	-	17,213,282
Machinery and equipment	11,615,465	1,257,325	-	12,872,790
Software	21,693	4,047	-	25,740
Total Accumulated Depreciation/Amortization	<u>\$ 41,875,871</u>	<u>\$ 2,342,256</u>	<u>\$ 88,385</u>	<u>\$ 44,129,742</u>
Net Other Capital Assets	<u>\$ 22,825,743</u>	<u>\$ (2,062,599)</u>	<u>\$ -</u>	<u>\$ 20,763,144</u>
Total Business-Type Activities Capital Assets	<u>\$ 33,329,202</u>	<u>\$ (1,626,032)</u>	<u>\$ 69,375</u>	<u>\$ 31,633,795</u>

Depreciation/Amortization expense was charged to functions as follows:

Radio Services	\$ 568,899
Golf Courses	82,368
Ice Arenas	200,055
Materials Recovery Facility	655,741
Airport Operations/Development	835,193
Total Business-type Activities Depreciation/Amortization Expense	<u>\$ 2,342,256</u>

Depreciation expense may be different from business-type activity accumulated depreciation additions because of joint metering, salvage, cost of removal, internal allocations, or costs associated with the disposal of assets.

WAUKESHA COUNTY, WISCONSIN
 NOTES TO FINANCIAL STATEMENTS
 December 31, 2022

NOTE 10 – INTERFUND RECEIVABLES/PAYABLES/ADVANCES AND TRANSFERS

Individual fund interfund receivable and payable balances for overdrafts on pooled cash accounts at December 31, 2022 were as follows:

Receivable Fund	Payables Fund	Amount	Amount Not Due Within One Year
General Fund	ADRC Fund	\$187,538	\$187,538
General Fund	Transportation Fund	1,552,970	1,552,970
General Fund	WIOA Fund	20,073	20,073
Less fund eliminations		(1,760,581)	
Governmental Activities – internal services allocations	Business-type Activities – internal services allocations	1,590,613	
Total - Government-wide statement of Net Position		\$1,590,613	

Individual balances for interfund advances at December 31, 2022 are shown below. The principal purpose of these interfunds is to provide funding for capital projects through internal borrowing.

Receivable Fund	Payables Fund	Amount	Amount Not Due Within One Year	Purpose
General Fund	Ice Arena Fund	\$1,639,984	\$1,639,984	Building Construction
Subtotal - Fund financial statements		\$1,639,984	\$1,639,984	
Less fund eliminations		-		
Total – Government-wide statement of net position		\$1,639,984		

All remaining balances resulted from the time lag between the dates that (1) interfund goods and services are provided or reimbursable expenditures occur, (2) transactions are recorded in the accounting system, and (3) payments between funds are made.

WAUKESHA COUNTY, WISCONSIN
NOTES TO FINANCIAL STATEMENTS
December 31, 2022

NOTE 10 - INTERFUND RECEIVABLES/PAYABLES/ADVANCES AND TRANSFERS (CONT'D)

The following is a schedule of interfund transfers:

Fund Transferred From	Fund Transferred To	Amount	Principal Purpose
Transportation Fund	General Fund	\$1,797,860	Surplus Funds
General Fund	Transportation Fund	50,000	Operating budget support
General Fund	End User Technology Fund	475,000	Operating budget support
General Fund	Debt Service Fund	100,000	Debt retirement
General Fund	Risk Management Fund	215,500	Operating budget support
General Fund	Capital Projects Fund	2,000,000	Capital project support
Capital Projects Fund	Vehicle Replacement Plan Fund	1,800,000	Operating budget support
Capital Projects Fund	Collections Fund	341,313	Return of unspent funds
Capital Projects Fund	End User Technology Fund	252,279	Return of unspent funds
Golf Course Fund	Ice Arena Fund	461,609	Cancel advance
Sub-total		\$ 7,493,561	
Subtotal Fund Financial Statements		\$ 7,493,561	
Less: Fund Eliminations		(7,493,561)	
Grand Total - Statement of Activities		\$0	

Generally, transfers are used to (1) move revenues from the fund that collects them to the fund that the budget requires to expend them, (2) move receipts restricted to debt service from the funds collecting the receipts to the debt service fund, and (3) use unrestricted revenues collected in the general fund to finance various programs accounted for in other funds in accordance with budgetary authorizations.

NOTE 11- LONG-TERM OBLIGATIONS

Long-term obligations activity for the year ended December 31, 2022 was as follows:

	Beginning Balance	Increases	Decreases	Ending Balance	Amounts Due Within One Year
Governmental Activities					
General Obligation Debt	\$83,773,000	\$11,300,000	(\$13,129,000)	\$81,944,000	\$13,784,000
Unamortized debt premium (discount)	1,838,651	451,607	(301,514)	1,988,744	-
Compensated Absences (Note 1.D.7)	5,988,263	6,113,086	(5,988,263)	6,113,086	6,113,086
Total Governmental Activities	\$91,599,914	\$17,864,693	(\$19,418,777)	\$90,045,830	\$19,897,086

General Obligation Debt

The County has issued general obligation debt for the purpose of financing various capital improvements. All general obligation notes and bonds payable are backed by the full faith and credit of the County. Notes and bonds in the governmental funds will be retired by future property tax levies.

WAUKESHA COUNTY, WISCONSIN
NOTES TO FINANCIAL STATEMENTS
December 31, 2022

NOTE 11 – LONG-TERM OBLIGATIONS (CONT'D)

In accordance with Wisconsin Statutes, total general obligation indebtedness of the County may not exceed five percent of the equalized value of taxable property within the County's jurisdiction. The debt limit as of December 31, 2022, based on an equalized value of \$75,406,493,900 was \$3,770,324,695. Total general obligation debt outstanding at year-end was \$81,944,000.

General Obligation Debt	Date of Issue	Final Maturity	Interest Rates	Original Indebtedness	Balance
Governmental Activities					
2014B GOPN	06/17/14	04/01/24	2.00%-2.25%	\$10,000,000	\$2,000,000
2015A GOPN	05/28/15	04/01/25	1.00%-2.00%	10,000,000	3,500,000
2016A GOPN	07/27/16	04/01/26	2.00%-3.00%	11,500,000	5,670,000
2017A GOPN	05/25/17	04/01/27	1.90%-2.15%	10,000,000	6,600,000
2018A GOPN	06/20/18	04/01/28	2.00%-3.00%	12,500,000	9,400,000
2019A GOPN	05/22/19	04/01/29	2.125%-4.00%	17,500,000	14,400,000
2020A GOPN	06/16/20	04/01/30	1.00%-2.00%	18,000,000	15,900,000
2020B GORPN	07/27/20	04/01/23	0.85%	10,513,000	1,974,000
2021 GOPN	05/18/21	04/01/31	1.00%-2.00%	12,000,000	11,200,000
2022 GOPN	06/14/22	04/01/32	3.00%-4.00%	11,300,000	11,300,000
Total					\$81,944,000

Debt service requirements to maturity are as follows:

Governmental Activities General Obligation Debt		
Years	Principal	Interest
2023	\$13,784,000	\$1,782,365
2024	13,055,000	1,478,725
2025	12,095,000	1,181,925
2026	11,140,000	903,725
2027	9,860,000	650,350
2028-2032	22,010,000	831,763
Total	\$81,944,000	\$6,828,853

As of December 31, 2022, \$3,753,230 is available in the governmental funds to service the general obligation debt.

Other Debt Information

Estimated payments of compensated absences are not included in the debt service requirement schedules. The compensated absences liability attributable to governmental activities will be liquidated primarily by the general fund.

WAUKESHA COUNTY, WISCONSIN
NOTES TO FINANCIAL STATEMENTS
December 31, 2022

NOTE 12- LEASE DISCLOSURES

Lessee

The County has no material leases as lessee except for a facilities lease within the Component Unit. Further information is found in Note 19.

Lessor

The County, acting as lessor, leases cropland under long-term, noncancelable lease agreements. The leases expire at various dates through 2025 and provide for renewal options ranging from one to two years. During the year ended December 31, 2022, the County recognized \$90,498 and \$369 in lease revenue and interest revenue, respectively, within the General Fund pursuant to these contracts.

The County, acting as lessor, leases facilities under long-term, noncancelable lease agreements. The leases expire at various dates through 2026 and provide for renewal options ranging from one to three years. During the year ended December 31, 2022, the County recognized \$29,427 and \$880 in lease revenue and interest revenue, respectively, within the General Fund pursuant to these contracts.

The County, acting as lessor, leases airport land under long-term, noncancelable lease agreements. The leases expire at various dates through 2036 and provide a renewal option of two successive twenty year terms. During the year ended December 31, 2022, the County recognized \$1,854 and \$357 in lease revenue and interest revenue, respectively, within the Airport Operations/Development Fund pursuant to these contracts.

The County, acting as lessor, leases cell tower/land under long-term, noncancelable lease agreements. The leases expire at various dates through 2042 and provide renewal options ranging from three to five successive five year terms. During the year ended December 31, 2022, the County recognized \$450,768 and \$79,724 in lease revenue and interest revenue, respectively, within the Radio Services Fund pursuant to these contracts.

Total future minimum lease payments to be received under lease agreements are as follows:

	Governmental Activities		Business-Type Activities		Total
	Principal	Interest	Principal	Interest	
2023	\$ 75,964	\$ 784	\$ 330,377	\$ 76,353	\$ 483,478
2024	35,203	447	347,585	72,418	455,653
2025	30,141	216	313,009	68,403	411,769
2026	15,081	24	313,526	64,319	392,950
2027	-	-	331,606	60,035	391,641
2028 - 2032	-	-	1,820,001	227,999	2,048,000
2033 - 2037	-	-	1,541,911	114,737	1,656,648
2038 - 2042	-	-	783,944	26,423	810,367
Total minimum lease payments	\$ 156,389	\$ 1,471	\$ 5,781,959	\$ 710,687	\$ 6,650,506

WAUKESHA COUNTY, WISCONSIN
 NOTES TO FINANCIAL STATEMENTS
 December 31, 2022

NOTE 12– LEASE DISCLOSURES (Cont'd)

Regulated Leases

The County, through the Airport Commission, oversees the overall operation of the airport, and is lessor of the facility under various leases under long-term, noncancelable lease agreements. The leases expire at various dates through 2068 and provide for renewal options ranging from three months to six years. During the year ended December 31, 2022, the County recognized \$1,000,313 in lease revenue.

These leases provide for increases in future minimum annual rental payments based on defined increases in the Consumer Price Index, subject to certain minimum increases.

Some leases require variable payments based on usage (fuel flowage and tie down) of the underlying asset and are not included in the measurement of the lease receivable. Those variable payments are recognized as inflows of resources in the periods in which the payments are received. During the year ended December 31, 2022, the County received variable payments as required by lease agreements totaling \$207,756.

Total future minimum lease payments to be received under lease agreements are as follow:

Year	Amount
2023	\$ 827,225
2024	793,465
2025	790,039
2026	790,039
2027	770,483
2028 - 2032	3,742,298
2033 - 2037	2,374,517
2038 - 2042	1,394,640
2043 - 2047	939,628
2048 - 2052	267,449
2053 - 2057	15,909
2058 - 2062	15,909
2063 - 2067	15,909
2068 - 2072	3,182
Total	\$ 12,740,692

As of December 31, 2022, the County has entered into an additional lease agreement that has not yet commenced with future minimum lease payments of \$638,132. The lease will commence in fiscal year 2023 and have lease terms of 30 years. There are additional leases included in 2022 revenue that are in contract negotiations paying year to year until an official lease agreement can be made and are excluded in the table of future payments.

WAUKESHA COUNTY, WISCONSIN
NOTES TO FINANCIAL STATEMENTS
December 31, 2022

NOTE 13 – GOVERNMENTAL ACTIVITIES NET POSITION

Governmental activities net position reported on the government wide statement of net position at December 31, 2022 includes the following:

Net investment in capital assets:	
Land	\$61,884,570
Construction in progress	28,146,737
Other capital assets, net of accumulated depreciation/amortization	321,716,991
Less: related long-term debt outstanding (net of unspent proceeds of debt)	(82,498,696)
	<hr/>
Total net investment in capital assets	<u><u>\$329,249,602</u></u>

WAUKESHA COUNTY, WISCONSIN
NOTES TO FINANCIAL STATEMENTS
December 31, 2022

NOTE 14 – EMPLOYEES’ RETIREMENT SYSTEM

General Information About the Pension Plan

Plan description. The WRS is a cost-sharing multiple-employer defined benefit pension plan. WRS benefits and other plan provisions are established by Chapter 40 of the Wisconsin Statutes. Benefit terms may only be modified by the legislature. The retirement system is administered by the Wisconsin Department of Employee Trust Funds (ETF). The system provides coverage to all eligible State of Wisconsin, local government and other public employees. All employees, initially employed by a participating WRS employer on or after July 1, 2011 expected to work at least 1200 hours a year and expected to be employed for at least one year from employee’s date of hire are eligible to participate in the WRS.

ETF issues a standalone Annual Comprehensive Financial Report, which can be found at <https://etf.wi.gov/about-etf/reports-and-studies/financial-reports-and-statements>.

Additionally, ETF issued a standalone Wisconsin Retirement System Financial Report, which can also be found using the link above.

Vesting. For employees beginning participation on or after January 1, 1990, and no longer actively employed on or after April 24, 1998, creditable service in each of five years is required for eligibility for a retirement annuity. Participants employed prior to 1990 and on or after April 24, 1998, and prior to July 1, 2011, are immediately vested. Participants who initially became WRS eligible on or after July 1, 2011, must have five years of creditable services to be vested.

Benefits provided. Employees who retire at or after age 65 (54 for protective occupation employees, 62 for elected officials and executive service retirement participants, if hired on or before 12/31/2016) are entitled to retirement benefit based on a formula factor, their average earnings, and creditable service.

Final average earnings is the average of the participant’s three highest years’ earnings period. Creditable service includes current service and prior service for which a participant received earnings and made contributions as required. Creditable service also includes creditable military service. The retirement benefit will be calculated as a money purchase benefit based on the employee’s contributions plus matching employer’s contributions, with interest, if that benefit is higher than the formula benefit.

Vested participants may retire at age 55 (50 for protective occupation employees) and receive an actuarially reduced benefit. Participants terminating covered employment prior to eligibility for an annuity may either receive employee-required contributions plus interest as a separation benefit or leave contributions on deposit and defer application until eligible to receive a retirement benefit.

The WRS also provides death and disability benefits for employees.

Post-retirement adjustments. The Employee Trust Funds Board may periodically adjust annuity payments from the retirement system based on annual investment performance in accordance with s. 40.27, Wis. Stat. An increase (or decrease) in annuity payments may result when investment gains (losses), together with other actuarial experience factors, create a surplus (shortfall) in the reserves, as determined by the system’s consulting actuary. Annuity increases are not based on cost of living or other similar factors. For Core annuities, decreases may be applied only to previously granted increases. By law, Core annuities cannot be reduced to an amount below the original, guaranteed amount (the “floor”) set at retirement.

WAUKESHA COUNTY, WISCONSIN
NOTES TO FINANCIAL STATEMENTS
December 31, 2022

NOTE 14 – EMPLOYEES’ RETIREMENT SYSTEM (CONT’D)

The Core and Variable annuity adjustments granted during recent years are as follows:

Year	Core Adjustment	Fund	Variable Adjustment	Fund
2012	(7.0)		(7.0)	
2013	(9.6)		9.0	
2014	4.7		25.0	
2015	2.9		2.0	
2016	0.5		(5.0)	
2017	2.0		4.0	
2018	2.4		17.0	
2019	0.0		(10.0)	
2020	1.7		21.0	
2021	5.1		13	

Contributions. Required contributions are determined by an annual actuarial valuation in accordance with Chapter 40 of the Wisconsin Statutes. The employee required contribution is one-half of the actuarial determined contribution rate for General category employees and Executives and Elected Officials. Starting January 1, 2016, the Executives and Elected Officials category merged into the General Employee category. Required contributions for protective employees are the same rate as general employees. Employers are required to contribute the remainder of the actuarially determined contribution rate. The employer may not pay the employee required contribution unless provided for by an existing collective bargaining agreement.

During the WRS reporting period, the WRS recognized \$7,033,975 in contributions from the County and \$39,285 from the Bridges Library System.

Contribution rates for the plan year reported as of December 31, 2022 are:

Employee Category	Employee	Employer
General (Executives & Elected Officials)	6.50%	6.50%
Protective with Social Security	6.50%	12.00%
Protective without Social Security	6.50%	16.40%

Pension Asset, Pension Expense (Revenue), Deferred Outflows of Resources and Deferred Inflows of Resources Related to Pensions

At December 31, 2022, the County reported an asset of \$49,514,166 and the Bridges Library System reported an asset of \$262,309 for its proportionate share of the net pension asset. The net pension asset was measured as of December 31, 2021, and the total pension liability used to calculate the net pension asset was determined by an actuarial valuation as of December 31, 2020 rolled forward to December 31, 2021. No material changes in assumptions or benefit terms occurred between the actuarial valuation date and the measurement date. The County’s proportion of the net pension asset was based on the County’s

WAUKESHA COUNTY, WISCONSIN
NOTES TO FINANCIAL STATEMENTS
December 31, 2022

NOTE 14 – EMPLOYEES’ RETIREMENT SYSTEM (CONT’D)

share of contributions to the pension plan relative to the contributions of all participating employers. At December 31, 2021, the County and Bridges Library systems proportionate share are as follows:

	Proportionate Share	Change from prior year
Waukesha County	0.614305660%	(0.004073016%)
Bridges Library System	0.003254380%	(0.000093744%)

For the year ended December 31, 2022, the county recognized pension expense (benefit) of (\$4,308,219) and the Bridges Library System recognized pension benefit (benefit) of (\$6,283). Contributions to the plan are different than pension expense. Pension expense includes actuarial determined amounts for service cost, interest, changes in benefit terms, plan administrative costs, projected earnings on plan investments, and amortization of deferred outflows of resources and deferred inflows of resources.

At December 31, 2022, the following reported deferred outflows of resources and deferred inflows of resources related to pensions from the following sources:

<u>Waukesha County</u>	Deferred Outflows of Resources	Deferred Inflows of Resources
Differences between expected and actual experience	\$79,989,679	\$ 5,767,971
Changes in assumptions	9,237,886	-
Net differences between projected and actual earnings on pension plan investments	-	110,767,309
Changes in proportion and differences between employer contributions and proportionate share of contributions	49,377	136,597
Employer contributions subsequent to the measurement date	7,137,825	-
Totals	\$96,414,767	\$ 116,671,877
<u>Bridges Library System</u>	Deferred Outflows of Resources	Deferred Inflows of Resources
Differences between expected and actual experience	\$ 421,700	\$ 30,557
Changes in assumptions	48,701	-
Net differences between projected and actual earnings on pension plan investments	-	586,805
Changes in proportion and differences between employer contributions and proportionate share of contributions	260	724
Employer contributions subsequent to the measurement date	37,631	-
Totals	\$508,292	\$ 618,086

WAUKESHA COUNTY, WISCONSIN
 NOTES TO FINANCIAL STATEMENTS
 December 31, 2022

NOTE 14 – EMPLOYEES’ RETIREMENT SYSTEM (CONT’D)

The \$7,137,825 for the county and \$37,631 for the Bridges Library System reported as deferred outflows related to pension resulting from the WRS Employer’s contributions subsequent to the measurement date of the net pension asset but before the end of the employer’s reporting period will be recognized as an increase in the net pension asset in the year ended December 31, 2023. Other amounts reported as deferred outflows of resources and deferred inflows of resources related to pension will be recognized in pension expense as follows:

Year Ended December 31:	County Net Deferred Outflows/(Inflows)	Bridges Library System Net Deferred Outflows/(Inflows)
2023	\$(2,333,679)	\$(12,303)
2024	(13,454,905)	(70,933)
2025	(5,940,060)	(31,316)
2026	(5,666,291)	(32,873)
Total	\$(27,394,935)	\$(147,425)

Actuarial assumptions. The total pension liability in the December 31, 2021 actuarial valuation was determined using the following actuarial assumptions, applied to all periods included in the measurement:

Actuarial Valuation Date:	December 31, 2020
Measurement Date of Net Pension Liability (Asset):	December 31, 2021
Experience Study:	January 1, 2018 - December 31, 2020 Published November 19, 2021
Actuarial Cost Method:	Entry Age Normal
Asset Valuation Method:	Fair Value
Long-Term Expected Rate of Return:	6.8%
Discount Rate:	6.8%
Salary Increases:	
Wage Inflation	3.0%
Senior/Merit	0.1% – 5.6%
Mortality:	2020 WRS Experience Mortality Table
Post-retirement Adjustments*:	1.7%

**No post-retirement adjustment is guaranteed. Actual adjustments are based on recognized investment return, actuarial experience and other factors. 1.7% is the assumed annual adjustment based on the investment return assumption and the post-retirement discount rate.*

WAUKESHA COUNTY, WISCONSIN
NOTES TO FINANCIAL STATEMENTS
December 31, 2022

NOTE 14 – EMPLOYEES’ RETIREMENT SYSTEM (CONT’D)

Actuarial assumptions are based upon an experience study conducted in 2021 that covered a three-year period from January 1, 2018 to December 31, 2020. Based on this experience study, actuarial assumptions used to measure the total pension liability changed from prior year, including the discount rate, long-term expected rate of return, post-retirement adjustment, price inflation, morality and separation rates. The Total Pension Liability for December 31, 2021 is based upon a roll-forward of the liability calculated from the December 31, 2020 actuarial valuation.

Long-term expected return on plan assets. The long-term expected rate of return on pension plan investments was determined using a building-block method in which best-estimate ranges of expected future real rates of return (expected returns, net of pension plan investment expense and inflation) are developed for each major asset class. These ranges are combined to produce the long-term expected rate of return by weighting the expected future real rates of return by the target asset allocation percentage and by adding expected inflation. The target allocation and best estimates of geometric real rates of return for each major asset class are summarized in the following table:

Core Fund Asset Class	Asset Allocation %	Long-Term Expected Nominal Rate of Return %	Long-Term Expected Real Rate of Return %
Global Equities	52	6.8	4.2
Fixed Income	25	4.3	1.8
Inflation Sensitive Assets	19	2.7	0.2
Real Estate	7	5.6	3.0
Private Equity/Debt	12	9.7	7.0
Total Core Fund	115	6.6	4.0
<u>Variable Fund Asset Class</u>			
U.S Equities	70	6.3	3.7
International Equities	30	7.2	4.6
Total Variable Fund	100	6.8	4.2

New England Pension Consultants Long Term US CPI (Inflation) Forecast: 2.5%

Asset Allocations are managed within established ranges, target percentages may differ from actual monthly allocations

The investment policy used for the Core Fund involves reducing equity exposure by leveraging lower-volatility assets, such as fixed income securities. This results in an asset allocation beyond 100%. Currently, an asset allocation target of 15% policy leverage is used, subject to an allowable range of up to 20%

Single discount rate. A single discount rate of 6.80% was used to measure the total pension liability, as opposed to a discount rate of 7.00% for the prior year. This single discount rate was based on the expected rate of return on pension plan investments of 6.80% and a municipal bond rate of 1.84%. (Source: Fixed-income municipal bonds with 20 years to maturity that include only federally tax-exempt municipal bonds as reported in Fidelity Index’s “20-year Municipal GO AA Index” as of December 31, 2021. In describing

WAUKESHA COUNTY, WISCONSIN
NOTES TO FINANCIAL STATEMENTS
December 31, 2022

NOTE 14 – EMPLOYEES’ RETIREMENT SYSTEM (CONT’D)

this index, Fidelity notes that the Municipal Curves are constructed using option-adjusted analytics of a diverse population of over 10,000 tax-exempt securities.) Because of the unique structure of WRS, the 6.80% expected rate of return implies that a dividend of approximately 1.70% will always be paid. For purposes of the single discount rate, it was assumed that the dividend would always be paid. The projection of cash flows used to determine this single discount rate assumed that plan member contributions will be made at the current contribution rate and that employer contributions will be made at rates equal to the difference between actuarially determined contribution rates and the member rate. Based on these assumptions, the pension plan’s fiduciary net position was projected to be available to make all projected future benefit payments (including expected dividends) of current plan members. Therefore, the municipal bond rate of return on pension plan investments was applied to all periods of projected benefit payments to determine the total pension liability.

Sensitivity of the county’s proportionate share of the net pension liability (asset) to changes in the discount rate. The following presents the county’s proportionate share of the net pension liability (asset) calculated using the discount rate of 6.80%, as well as what the county’s proportionate share of the net pension liability (asset) would be if it were calculated using a discount rate that is 1-percentage-point lower (5.80%) or 1-percentage-point higher (7.80%) than the current rate:

	1% Decrease to Discount Rate (5.80%)	Current Discount Rate (6.80%)	1% Increase to Discount Rate (7.80%)
County’s proportionate share of the net pension liability (asset)	\$35,133,811	(\$49,514,166)	(\$110,444,961)
Bridges Library System’s proportionate share of the net pension liability (asset)	186,127	(262,309)	(585,099)

Pension plan fiduciary net position. Detailed information about the pension plan’s fiduciary net position is available in separately issued financial statements available at <https://etf.wi.gov/about-etf/reports-and-studies/financial-reports-and-statements>.

At December 31, 2022, the county reported a payable to the pension plan of \$1,111,812 and the Bridges Library system reported a payable to the pension plan of \$1,596, which represents contractually required contributions outstanding as of the end of the year.

WAUKESHA COUNTY, WISCONSIN
NOTES TO FINANCIAL STATEMENTS
December 31, 2022

NOTE 15 – RISK MANAGEMENT/SELF INSURANCE

The County is exposed to various risks of loss related to theft of, damage to, or destruction of assets; liabilities from torts, errors and omissions; and employee injuries. The County participates in a public entity risk pool called Wisconsin Municipal Mutual Insurance Company (WMMIC) to provide coverage for liability losses from torts, and errors and omissions. The County also purchases commercial property, liability, and excess worker's compensation insurance to provide coverage for losses from theft of, damages to, or destruction of assets; miscellaneous liability; and employee injuries. Such risks are accounted for and financed by the County in an internal service fund – the risk management fund.

Public Entity Risk Pool

Wisconsin Municipal Mutual Insurance Company (WMMIC) was organized in 1987 by municipal members in the State of Wisconsin under Wisconsin Insurance Laws as a non-assessable municipal mutual insurance company. WMMIC writes general, auto and other liability insurance for participating members in the State of Wisconsin. Responsibility for the operations and management of WMMIC is vested in its executive director and Board of Directors, which is comprised of various municipal officials. At December 31, 2022 WMMIC was comprised of twenty members.

WMMIC limits the maximum net loss that can arise from large risks or risks in concentrated areas of exposure by reinsuring (ceding) certain levels of risks with other insurers or reinsurers. Ceded reinsurance is treated as the risk and liability of the assuming companies. Such reinsurance includes all lines of insurance.

WMMIC had a general, automobile and other liability reinsurance contract in force for the year ended December 31, 2022. This is a quota share reinsurance agreement with General Reinsurance Corporation (60.0%) and Governmental Entities Mutual (GEM) Insurance Company (40.0%) for excess of loss reinsurance. The contract covers losses (in excess of the self-insured retention for each member) which exceed \$1,750,000 per occurrence up to the maximum loss of \$12,000,000 per occurrence. WMMIC retains the first \$1,750,000 of the loss excess of each member's self-insured retention. The members retain all losses greater than \$12,000,000 per occurrence.

The County's investment in WMMIC is reported on the risk management fund balance sheet as a deposit. The amount reported is the initial investment of \$2,459,264.

At December 31, 2022, the County's expected present value of unpaid losses, as determined by an actuary consultant is \$2,429,750.

WAUKESHA COUNTY, WISCONSIN
 NOTES TO FINANCIAL STATEMENTS
 December 31, 2022

NOTE 15 – RISK MANAGEMENT/SELF INSURANCE (CONT'D)

Self Insurance – Worker’s Compensation

The worker’s compensation internal service fund is maintained to provide for self-insured worker’s compensation insurance coverage and employee safety and loss control programs. The County contracts with WMMIC as a third party claims administrator for the purpose of adjusting worker’s compensation claims. An excess insurance policy covers individual claims in excess of the County’s self-insured retention of \$750,000 for police officers and \$550,000 all other employee classification codes, up to statutory requirements (unlimited) per claim. Costs associated with the worker’s compensation program are billed to other County departments based on exposure and historical loss experience and include amounts necessary to fund current year claims to be paid in the current year and in the future.

At December 31, 2022, the County’s expected present value of unpaid losses, as determined by an actuary consultant, is \$2,045,690.

<u>Liability and Workers Compensation Claims</u>	<u>2021</u>	<u>2022</u>
Unpaid claims, including incurred but not reported -		
Beginning of Year	\$5,546,005	\$5,935,624
Estimated future claims expense	1,174,630	976,033
Current year claim payment and changes in estimates	(785,011)	(1,170,093)
Unpaid claims - End of Year	<u>\$5,935,624</u>	<u>\$5,741,564</u>
 Amount not due within one year		 <u>\$3,846,848</u>
 In addition, net position can be analyzed as follows:		
WMMIC deposit		\$2,459,264
Restricted for pension		127,573
Reserves for losses not captured within actuary analysis (e.g., pollution liability, employment litigation back wages, etc.) and for catastrophic losses		<u>(1,260,198)</u>
Total Net Position		<u>\$1,326,639</u>

Claims Liability

The liability for both risk management and worker’s compensation is accounted for in the same fund on a combined basis. At December 31, 2022, the County’s liability and worker’s compensation combined claims reserve totals \$5,741,564, which approximates an expected confidence between 75% to 85%.

Self-Insurance - Health Coverage

The County has established a self-insurance program for health claims. Claims are accounted for in an internal service fund, the health and dental insurance fund. Claims are processed by a third party claims administrator. The County has purchased commercial stop-loss insurance for claims in excess of the \$425,000 per individual claimant per year. The County also has a self-funded dental plan. The insurance claim payments shown below include both self-funded health and dental.

WAUKESHA COUNTY, WISCONSIN
 NOTES TO FINANCIAL STATEMENTS
 December 31, 2022

NOTE 15 – RISK MANAGEMENT/SELF INSURANCE (CONT'D)

All funds of the County participate in the health and dental insurance programs. Amounts payable to the health and dental insurance fund are based on actuarial estimates of the amounts necessary to pay prior and current year claims.

A liability for a claim is established if information indicates that it is probable that a liability has been incurred at the date of the financial statements and the amount of the loss is reasonably estimable. Liabilities include an amount for claims that have been incurred but not reported. The County does not allocate overhead costs or other non-incremental costs to the claims liability.

<u>Insurance Claims Liability</u>	<u>2021</u>	<u>2022</u>
Unpaid claims – Beginning of Year	\$2,530,616	\$3,010,616
Current year claims and changes in estimates	20,028,541	19,497,595
Claim payments	<u>(19,548,541)</u>	<u>(19,497,595)</u>
Unpaid claims - End of Year	<u>\$3,010,616</u>	<u>\$3,010,616</u>
Amount not due within one year		<u>\$ 150,531</u>

NOTE 16– COMMITMENTS AND CONTINGENCIES

Claims and judgments are recorded as liabilities if all the conditions of Governmental Accounting Standards Board pronouncements are met. The liability and expenditure for claims and judgments is only reported in governmental funds if it has matured. Claims and judgments are recorded in the government-wide statements and proprietary funds as expenses when the related liabilities are incurred. There were no significant claims or judgments at year-end.

From time to time, the County is party to various pending claims and legal proceedings. Although the outcome of such matters cannot be forecasted with certainty, it is the opinion of management and corporation counsel that the likelihood is remote that any such claims or proceedings will have a material adverse effect on the County's financial position or results of operations.

The County has received federal and state grants for specific purposes that are subject to review and audit by the grantor agencies. Such audits could lead to requests for reimbursements to the grantor agency for expenditures disallowed under terms of the grants. Management believes such disallowances, if any, would be immaterial.

The County has active construction projects as of December 31, 2022. Work that has been completed on these projects but not yet paid for (including contract retainages) is reflected as accounts payable and expenditures. The County has the following encumbrances as of December 31, 2022:

General Fund	Capital Projects Fund	Other Governmental Funds	Radio Services Fund	Materials Recovery Facility Fund	Other Enterprise Funds	Internal Service Funds
\$ 1,341,449	\$ 3,654,919	\$ 2,715,715	\$ 8,808	\$ 502,118	\$ 134,039	\$ 812,547

The County has entered into a multi-year intergovernmental agreement with the City of Milwaukee to operate a Material Recycling Facility located in the City of Milwaukee.

The County has entered into a multi-year intergovernmental agreement to operate an On-Site Health Clinic with the City of Waukesha.

WAUKESHA COUNTY, WISCONSIN
NOTES TO FINANCIAL STATEMENTS
December 31, 2022

NOTE 17 – SUBSEQUENT EVENT

On February 27, 2023 the County Board authorized the issuance of \$12,500,000 General Obligation Promissory Notes to fund 2023 capital projects. The General Obligation Promissory Notes were issued on May 16, 2023. The interest rates associated with these notes are variable between 3.0% - 4.0%. Principal and interest payments occur semi-annually (October and April) beginning October 1, 2023. The notes mature on April 1, 2033.

NOTE 18 – RELATED ORGANIZATION

Housing Authority

The county executive is responsible for appointing the board members of the Waukesha County Housing Authority, but the County's accountability for this organization does not extend beyond making the appointments.

NOTE 19 – COMPONENT UNIT

Bridges Library System

This report contains the Bridges Library System, which is included as a component unit of Waukesha County. Financial information is presented as a discrete column in the statement of net position and statement of activities. The Bridges Library System is a legally separate governmental organization that was formed on January 1, 2016. The mission of the Bridges Library System is to strengthen member libraries by fostering collaboration and innovation. The Bridges Library System Board operates as a two-county federated library system encompassing 16 member libraries in Waukesha County and 8 member libraries in Jefferson County. The Bridges Library System Board appointments are proportionate to the population of the member Counties. The Waukesha County Executive appoints approximately 80% of the Bridges Library System Board, which is then approved by Waukesha County Board. Waukesha County functions as the Bridges Library System fiscal agent, providing central services support functions, including but not limited to human resource, financial management, information technology management and procurement services, and therefore Bridges Library System follows Waukesha County policies and procedures.

Measurement Focus, Basis of Accounting, and Financial Statement Presentation

Governmental fund financial statements are reported using the current financial resources measurement focus and the modified accrual basis of accounting. Revenues are recorded when they are both measurable and available. Available means collectible within the current period or soon enough thereafter to be used to pay liabilities of the current period. For this purpose, the Bridges Library System considers revenues to be available if they are collected within 60 days of the end of the current fiscal period. Intergovernmental revenues are considered available if they are collected within 180 days of the end of the current fiscal period. Expenditures are recorded when the related fund liability is incurred, except for unmatured interest on long-term debt, claims, judgments, compensated absences, and pension expenditures, which are recorded as a fund liability when expected to be paid with expendable available financial resources.

WAUKESHA COUNTY, WISCONSIN
 NOTES TO FINANCIAL STATEMENTS
 December 31, 2022

NOTE 19 – COMPONENT UNIT (CONT'D)

Intergovernmental aids and grants are recognized as revenues in the period the Bridges Library System is entitled to the resources and the amounts are available. Amounts owed to the Bridges Library System, which are not available, are recorded as receivables and unavailable revenues. Amounts received before eligibility requirements (excluding time requirements) are met are recorded as liabilities. Amounts received in advance of meeting time requirements are recorded as deferred inflows.

Revenues susceptible to accrual include general intergovernmental assistance, intergovernmental contracts/grants, interdepartmental revenues, property taxes, miscellaneous taxes, charges for services, and interest. Other general revenues such as fines and forfeitures, inspection fees, recreation fees, and miscellaneous revenues are recognized when received in cash or when measurable and available under the criteria described above.

Budgetary Information

Budgetary information is derived from the annual operating budget and is presented using the same basis of accounting mentioned above.

Wisconsin Statute 65.90 requires that an annual budget be adopted for all funds. The budget is prepared on a basis consistent with generally accepted accounting principles.

Expenditures cannot legally exceed appropriations at the department level, pursuant to s.65.90, Wisconsin State Statutes. However, the Bridges Library System, following County policies, has chosen a more restrictive control in the form of appropriation units, defined as groups of account classes within a department, including personnel costs, operating expenses, interdepartmental charges, and capital outlay.

	Adopted Budget	Modified Budget	Change
Bridges Library System	\$ 2,651,698	\$ 2,651,698	\$ -

Deposits and Investments

Bridges Library System cash and investments are pooled with Waukesha County balances. See Note 4.

Unearned and Unavailable Revenue

The Bridges Library System reports unearned and unavailable revenue in connection with receivables for revenues that are not considered to be available to liquidate liabilities of the current period. The Bridges Library System also defers revenue recognition in connection with resources that have been received, but not yet earned. At the end of the current fiscal year, the Bridges Library System reported unearned revenue of \$1,216,478.

WAUKESHA COUNTY, WISCONSIN
NOTES TO FINANCIAL STATEMENTS
December 31, 2022

NOTE 19 – COMPONENT UNIT (CONT'D)

Capital Assets

Governmental Activities	Balance 1/1/2022	Additions	Deletions	Balance 12/31/2022
Machinery and equipment	\$ 20,015	\$ -	\$ -	\$ 20,015
Software	414,136	-	-	414,136
Leased buildings*	107,528	-	-	107,528
Total other capital assets at historical cost	<u>\$ 541,679</u>	<u>\$ -</u>	<u>\$ -</u>	<u>\$ 541,679</u>
Less: Accumulated Depreciation/Amortization for:				
Machinery and equipment	\$ 19,395	\$ 620	\$ -	\$ 20,015
Software	350,068	41,413	-	391,481
Leased buildings*	29,326	29,326	-	58,652
Total Accumulated Depreciation/Amortization	<u>\$ 398,789</u>	<u>\$ 71,359</u>	<u>\$ -</u>	<u>\$ 470,148</u>
Net Other Capital Assets	<u>\$ 142,890</u>	<u>\$ (71,359)</u>	<u>\$ -</u>	<u>\$ 71,531</u>

* Beginning balance was restated with implementation of GASB 87 and recognition of leased assets.

Leases

Bridges Library System leases office facilities for 3 years under long-term, noncancelable lease agreements. The lease expires 2023 and provides renewal options for two one-year periods with a 1% increase each term. Bridges Library System intends to extend the lease for one term. During the year ended December 31, 2022, Bridges Library System recognized \$29,326 and \$307 in amortization and interest expense, respectively, pursuant to these contracts.

Total future minimum lease payments under lease agreements are as follows:

	<u>Governmental Activities</u>		
	<u>Principal</u>	<u>Interest</u>	<u>Total</u>
2023	\$ 29,439	\$ 163	\$ 29,602
2024	19,838	28	19,866
Total minimum lease payments	<u>\$ 49,277</u>	<u>\$ 191</u>	<u>\$ 49,468</u>

WAUKESHA COUNTY, WISCONSIN
NOTES TO FINANCIAL STATEMENTS
December 31, 2022

NOTE 19 – COMPONENT UNIT (CONT'D)

Right-to-use assets acquired through outstanding leases are shown below, by underlying asset class.

Governmental Activities	Balance* 1/1/2022	Additions	Deletions	Balance 12/31/2022
Buildings	\$ 107,528	\$ -	\$ -	\$ 107,528
Total Right of Use Assets	<u>\$ 107,528</u>	<u>\$ -</u>	<u>\$ -</u>	<u>\$ 107,528</u>
Less: Accumulated Amortization for:				
Accumulated Amort - Buildings	\$ 29,326	\$ 29,326	\$ -	\$ 58,652
Total Accumulated Amortization	<u>\$ 29,326</u>	<u>\$ 29,326</u>	<u>\$ -</u>	<u>\$ 58,652</u>
Net Right of Use Asset Balance	<u>\$ 78,202</u>	<u>\$ (29,326)</u>	<u>\$ -</u>	<u>\$ 48,876</u>

* Beginning balance was restated with implementation of GASB 87 and recognition of leased assets.

Compensated Absences

Governmental Activities	Balance 1/1/2022	Additions	Deletions	Balance 12/31/2022
Compensated Absences	<u>\$ 48,844</u>	<u>\$ 44,898</u>	<u>\$ 48,844</u>	<u>\$ 44,898</u>

The total balance of compensated absences is due within one year.

Employee Retirement System

All eligible Bridges Library System employees participate in the Wisconsin Retirement System (WRS), a cost-sharing, multiple employer, defined benefit, public employee retirement system, as part of the primary government's plan. See Note 14.

REQUIRED SUPPLEMENTARY INFORMATION

THIS PAGE LEFT BLANK

WAUKESHA COUNTY, WISCONSIN

SCHEDULE OF REVENUES, EXPENDITURES
AND CHANGES IN FUND BALANCE - BUDGET AND ACTUAL - GENERAL FUND
For The Year Ended December 31, 2022

	Original Budget	Final Budget	Actual Amount	Variance from Final Budget
REVENUES				
General intergovernmental assistance	\$ 585,000	\$ 585,000	\$ 585,000	\$ -
Intergovernmental contracts/grants	50,399,508	53,637,748	54,141,661	503,913
Taxes	90,370,378	90,370,378	90,376,668	6,290
Fines and licenses	3,057,430	3,057,430	3,811,226	753,796
Charges for services	29,032,208	29,254,549	27,588,765	(1,665,784)
Interdepartmental revenues	4,390,445	4,520,445	4,321,091	(199,354)
Investment earnings (losses)	2,997,646	2,997,646	(7,990,161)	(10,987,807)
Miscellaneous revenues	10,967,065	11,030,583	11,936,968	906,385
Total revenues	191,799,680	195,453,779	184,771,218	(10,682,561)
EXPENDITURES				
Justice and public safety:				
Sheriff				
Personnel	\$ 35,697,808	\$ 37,055,436	\$ 36,575,571	\$ 479,865
Operating	5,313,936	5,421,336	4,986,145	435,191
Interdepartmental charges	4,279,763	4,537,570	4,439,445	98,125
Capital outlay	147,700	304,200	113,205	190,995
Total Sheriff	45,439,207	47,318,542	46,114,366	1,204,176
District attorney				
Personnel	2,517,377	2,561,361	2,500,317	61,044
Operating	424,713	597,186	461,882	135,304
Interdepartmental charges	276,138	298,410	286,098	12,312
Total District attorney	3,218,228	3,456,957	3,248,297	208,660
Circuit court services				
Personnel	6,618,612	6,618,612	6,270,275	348,337
Operating	1,730,829	1,730,829	1,624,249	106,580
Interdepartmental charges	1,660,432	1,660,432	1,574,015	86,417
Total Circuit court services	10,009,873	10,009,873	9,468,539	541,334
Medical examiner				
Personnel	1,863,872	1,921,472	1,901,585	19,887
Operating	291,926	314,926	296,184	18,742
Interdepartmental charges	133,221	134,221	130,418	3,803
Total Medical examiner	2,289,019	2,370,619	2,328,187	42,432
Emergency preparedness				
Personnel	5,606,276	5,619,893	4,836,619	783,274
Operating	1,075,505	1,055,745	995,166	60,579
Interdepartmental charges	750,029	750,029	643,251	106,778
Capital outlay	11,000	18,233	17,855	378
Total Emergency preparedness	7,442,810	7,443,900	6,492,891	951,009
Total justice and public safety	68,399,137	70,599,891	67,652,280	2,947,611
Health and human services:				
Human services				
Personnel	38,572,375	39,146,052	35,514,406	3,631,646
Operating	41,106,124	41,827,698	39,982,695	1,845,003
Interdepartmental charges	5,353,284	5,333,071	5,281,918	51,153
Capital outlay	-	7,000	6,214	786
Total Human Services	85,031,783	86,313,821	80,785,233	5,528,588

(CONTINUED)

WAUKESHA COUNTY, WISCONSIN

SCHEDULE OF REVENUES, EXPENDITURES
AND CHANGES IN FUND BALANCE - BUDGET AND ACTUAL - GENERAL FUND
For The Year Ended December 31, 2022

	<u>Original Budget</u>	<u>Final Budget</u>	<u>Actual Amount</u>	<u>Variance from Final Budget</u>
Health and human services (continued):				
Corporation counsel - child support				
Personnel	\$ 2,452,790	\$ 2,457,446	\$ 2,411,760	\$ 45,686
Operating	277,099	346,944	266,532	80,412
Interdepartmental charges	191,322	191,322	192,882	(1,560)
Total Corporation counsel	<u>2,921,211</u>	<u>2,995,712</u>	<u>2,871,174</u>	<u>124,538</u>
Total health and human services	<u>87,952,994</u>	<u>89,309,533</u>	<u>83,656,407</u>	<u>5,653,126</u>
Environment, parks and education:				
University of Wisconsin extension				
Personnel	163,501	163,501	146,096	17,405
Operating	217,568	229,095	200,340	28,755
Interdepartmental charges	51,138	52,138	51,986	152
Total University of Wisconsin extension	<u>432,207</u>	<u>444,734</u>	<u>398,422</u>	<u>46,312</u>
Register of deeds				
Personnel	1,225,818	1,225,818	1,204,932	20,886
Operating	101,847	112,374	75,317	37,057
Interdepartmental charges	164,334	164,334	158,662	5,672
Total Register of deeds	<u>1,491,999</u>	<u>1,502,526</u>	<u>1,438,911</u>	<u>63,615</u>
Parks and land use				
Personnel	9,242,165	9,118,165	8,856,076	262,089
Operating	2,599,255	2,797,373	2,149,432	647,941
Interdepartmental charges	1,669,769	1,770,769	1,759,814	10,955
Capital outlay	282,576	437,112	163,546	273,566
Total Parks and land use	<u>13,793,765</u>	<u>14,123,419</u>	<u>12,928,868</u>	<u>1,194,551</u>
Total environment, parks and education	<u>15,717,971</u>	<u>16,070,679</u>	<u>14,766,201</u>	<u>1,304,478</u>
Public works:				
Facilities management				
Personnel	3,589,589	3,589,589	3,582,101	7,488
Operating	4,277,520	4,847,338	4,503,698	343,640
Interdepartmental charges	518,126	518,126	511,858	6,268
Capital outlay	410,000	546,883	433,144	113,739
Total Public works	<u>8,795,235</u>	<u>9,501,936</u>	<u>9,030,801</u>	<u>471,135</u>
General government:				
County executive				
Personnel	577,012	577,012	541,316	35,696
Operating	35,368	35,368	18,541	16,827
Interdepartmental charges	24,485	24,485	23,985	500
Total County executive	<u>636,865</u>	<u>636,865</u>	<u>583,842</u>	<u>53,023</u>
County board				
Personnel	658,339	658,339	582,490	75,849
Operating	297,615	312,615	139,134	173,481
Interdepartmental charges	30,743	30,743	30,249	494
Total County board	<u>986,697</u>	<u>1,001,697</u>	<u>751,873</u>	<u>249,824</u>
Administration				
Personnel	5,753,794	5,753,794	5,564,731	189,063
Operating	1,039,686	1,041,796	910,928	130,868
Interdepartmental charges	601,237	601,237	595,818	5,419
Total Administration	<u>7,394,717</u>	<u>7,396,827</u>	<u>7,071,477</u>	<u>325,350</u>

(CONTINUED)

WAUKESHA COUNTY, WISCONSIN

SCHEDULE OF REVENUES, EXPENDITURES
AND CHANGES IN FUND BALANCE - BUDGET AND ACTUAL - GENERAL FUND
For The Year Ended December 31, 2022

	Original Budget	Final Budget	Actual Amount	Variance from Final Budget
General government (continued):				
County clerk				
Personnel	\$ 437,656	\$ 437,656	\$ 419,459	\$ 18,197
Operating	220,412	329,425	318,184	11,241
Interdepartmental charges	43,988	45,288	44,948	340
Total County clerk	<u>702,056</u>	<u>812,369</u>	<u>782,591</u>	<u>29,778</u>
County treasurer				
Personnel	464,238	464,238	433,384	30,854
Operating	159,070	159,070	119,623	39,447
Interdepartmental charges	142,288	142,288	138,590	3,698
Total County treasurer	<u>765,596</u>	<u>765,596</u>	<u>691,597</u>	<u>73,999</u>
Non-departmental				
Personnel	465,000	465,000	258,265	206,735
Operating	2,453,955	2,383,955	1,245,515	1,138,440
Interdepartmental charges	101,500	101,500	101,489	11
Total Non-departmental	<u>3,020,455</u>	<u>2,950,455</u>	<u>1,605,269</u>	<u>1,345,186</u>
Corporation counsel				
Personnel	1,336,355	1,336,355	1,241,552	94,803
Operating	103,706	103,706	42,312	61,394
Interdepartmental charges	86,080	86,080	82,852	3,228
Total Corporation counsel	<u>1,526,141</u>	<u>1,526,141</u>	<u>1,366,716</u>	<u>159,425</u>
Total general government	<u>15,032,527</u>	<u>15,089,950</u>	<u>12,853,365</u>	<u>2,236,585</u>
Total expenditures	<u>195,897,864</u>	<u>200,571,989</u>	<u>187,959,054</u>	<u>12,612,935</u>
Excess of Revenues Over (Under) Expenditures	<u>(4,098,184)</u>	<u>(5,118,210)</u>	<u>(3,187,836)</u>	<u>1,930,374</u>
OTHER FINANCING SOURCES (USES)				
Transfers in	-	-	1,797,860	1,797,860
Transfers out	-	-	(2,840,500)	(2,840,500)
Total other financing sources (uses)	<u>-</u>	<u>-</u>	<u>(1,042,640)</u>	<u>(1,042,640)</u>
Net change in fund balances	<u>(4,098,184)</u>	<u>(5,118,210)</u>	<u>(4,230,476)</u>	<u>887,734</u>
Fund Balance - January 1	<u>73,931,222</u>	<u>73,931,222</u>	<u>73,931,222</u>	<u>-</u>
Fund Balance - December 31	<u>\$ 69,833,038</u>	<u>\$ 68,813,012</u>	<u>\$ 69,700,746</u>	<u>\$ 887,734</u>

(CONCLUDED)

See independent auditors' report and accompanying notes to required supplementary information.

WAUKESHA COUNTY, WISCONSIN

SCHEDULE OF REVENUES, EXPENDITURES AND CHANGES IN FUND BALANCE -
BUDGET AND ACTUAL - SPECIAL PURPOSE GRANT FUND
For The Year Ended December 31, 2022

	Original Budget	Final Budget	Actual Amount	Variance from Final Budget
REVENUES				
Intergovernmental contracts/grants	\$ 1,507,634	\$ 4,130,711	\$ 2,549,727	\$ (1,580,984)
Fines and licenses	2,550	2,550	2,010	(540)
Charges for services	107,450	107,450	69,735	(37,715)
Miscellaneous revenues	-	-	2,851,539	2,851,539
Total revenues	1,617,634	4,240,711	5,473,011	1,232,300
EXPENDITURES				
Justice and Public Safety				
District Attorney				
Personnel	562,514	562,514	399,303	163,211
Operating	16,908	17,556	32,732	(15,176)
Interdepartmental charges	2,400.00	2,400	2,850	(450)
Total District Attorney	581,822	582,470	434,885	147,585
Circuit Court Services				
Personnel	342,074	342,074	211,876	130,198
Operating	76,950	76,950	136,759	(59,809)
Interdepartmental charges	162,775.00	162,775	233,164	(70,389)
Total Circuit Court Services	581,799	581,799	581,799	-
Total Justice and Public Safety	1,163,621	1,164,269	1,016,684	147,585
Health and Human Services				
Health and Human Services				
Personnel	310,966	1,640,924	1,229,151	411,773
Operating	25,000	368,875	222,421	146,454
Interdepartmental charges	-	67,526	55,699	11,827
Capital outlay	-	16,070	-	16,070
Total Health and Human Services	335,966	2,093,395	1,507,271	586,124
Public Works				
Public Works				
Capital outlay	-	550,000	-	550,000
General government:				
Administration				
Personnel	108,047	108,047	88,564	19,483
Operating	10,000	325,000	8,611	316,389
Total General Government	118,047	433,047	97,175	335,872
Total expenditures	1,617,634	4,240,711	2,621,130	1,619,581
Excess of Revenues Over (Under) Expenditures	-	-	2,851,881	2,851,881
Fund Balance - January 1	-	-	-	-
Fund Balance - December 31	\$ -	\$ -	\$ 2,851,881	\$ 2,851,881

WAUKESHA COUNTY, WISCONSIN

SCHEDULE OF PROPORTIONATE SHARE OF THE NET PENSION LIABILITY (ASSET)
WISCONSIN RETIREMENT SYSTEM
For The Year Ended December 31, 2022

Measurement Period	Proportion of the Net Pension Liability (Asset)	Proportionate Share of the Net Pension Liability (Asset)	Covered Payroll	Proportionate Share of the Net Pension Liability (Asset) as a Percentage of Covered Payroll	Plan Fiduciary Net Position as a Percentage of the Total Pension Liability
Primary Government					
12/31/2022	0.61430566%	\$ (49,514,166)	\$ 93,232,330	-53.11%	106.02%
12/31/2021	0.61837868%	(38,606,238)	91,241,593	-42.31%	105.26%
12/31/2020	0.62383375%	(20,115,248)	93,448,121	-21.53%	102.96%
12/31/2019	0.61377295%	21,836,117	87,019,893	25.09%	96.45%
12/31/2018	0.60946481%	(18,095,733)	84,575,463	-21.40%	102.93%
12/31/2017	0.61135010%	5,038,984	82,778,356	6.09%	99.12%
12/31/2016	0.61695977%	10,025,477	81,381,431	12.32%	98.20%
12/31/2015	0.62599709%	(15,376,201)	81,351,432	-18.90%	102.74%
Component Unit					
12/31/2022	0.00325438%	\$ (262,309)	\$ 520,708	-50.38%	106.02%
12/31/2021	0.00334812%	(209,028)	494,014	-42.31%	105.26%
12/31/2020	0.00306346%	(98,780)	458,881	-21.53%	102.96%
12/31/2019	0.00298455%	106,181	427,090	24.86%	96.45%
12/31/2018	0.00295387%	(87,704)	409,909	-21.40%	102.93%

SCHEDULE OF EMPLOYER CONTRIBUTIONS - WISCONSIN RETIREMENT SYSTEM
For The Year Ended December 31, 2022

Measurement Period	Contractually Required Contributions	Contributions in Relation to the Contractually Required Contributions	Contribution Deficiency (Excess)	Covered Payroll	Contributions as a Percentage of Covered Payroll
Primary Government					
12/31/2022	\$ 7,137,825	\$ 7,137,825	-	\$ 96,215,048	7.42%
12/31/2021	7,075,646	7,075,646	-	93,248,161	7.59%
12/31/2020	6,884,496	6,884,496	-	91,287,337	7.54%
12/31/2019	6,487,747	6,487,747	-	93,448,362	6.94%
12/31/2018	6,393,756	6,393,756	-	84,575,463	7.40%
12/31/2017	6,299,432	6,299,432	-	84,980,801	7.41%
12/31/2016	5,867,853	5,867,853	-	82,777,337	7.19%
12/31/2015	5,895,078	5,895,078	-	81,381,431	7.24%
Component Unit					
12/31/2022	\$ 37,631	\$ 37,631	-	\$ 537,367	7.00%
12/31/2021	36,041	36,041	-	504,878	7.14%
12/31/2020	34,108	34,108	-	448,270	7.61%
12/31/2019	31,579	31,579	-	458,641	6.94%
12/31/2018	31,009	31,009	-	409,909	7.40%

Schedule is intended to show information for ten years. Additional years will be displayed as they become available.

See independent auditors' report and accompanying notes to required supplementary information.

WAUKESHA COUNTY, WISCONSIN

NOTES TO REQUIRED SUPPLEMENTARY INFORMATION

December 31, 2022

BUDGETARY INFORMATION

Budgetary information is derived from the annual operating budget and is presented using generally accepted accounting principles on the modified accrual basis of accounting.

WISCONSIN RETIREMENT SYSTEM

The amounts determined for each fiscal year were determined as of the calendar year-end that occurred within the fiscal year.

The county is required to present the last ten fiscal years of data; however accounting standards allow the presentation of as many years as are available until ten fiscal years are presented.

Changes in Benefit Terms and Assumptions related to Pension Liabilities (Assets)

Changes of benefit terms: There were no changes of benefit terms for any participating employer in WRS.

Changes of assumptions:

Based on a three-year experience study conducted in 2021 covering January 1, 2018 through December 31, 2020, the ETF Board adopted assumption changes that were used to measure the total pension liability beginning with the year-end December 31, 2021, including the following:

- Lowering the long-term expected rate of return from 7.0% to 6.8%
- Lowering the discount rate from 7.0% to 6.8%
- Lowering the price inflation rate from 2.5% to 2.4%
- Lowering the post-retirement adjustments from 1.9% to 1.7%
- Mortality assumptions were changed to reflect updated trends by transitioning from the Wisconsin 2018 Mortality Table to the 2020 WRS Experience Mortality Table.

Based on a three-year experience study conducted in 2018 covering January 1, 2015 through December 31, 2017, the ETF Board adopted assumption changes that were used to measure the total pension liability beginning with the year-ended December 31, 2018, including the following:

- Lowering the long-term expected rate of return from 7.2% to 7.0%
- Lowering the discount rate from 7.2% to 7.0%
- Lowering the wage inflation rate from 3.2% to 3.0%
- Lowering the price inflation rate from 2.7% to 2.5%
- Lowering the post-retirement adjustments from 2.1% to 1.9%
- Mortality assumptions were changed to reflect updated trends by transitioning from the Wisconsin 2012 Mortality Table to the Wisconsin 2018 Mortality Table.

WAUKESHA COUNTY, WISCONSIN

NOTES TO REQUIRED SUPPLEMENTARY INFORMATION

December 31, 2022

Significant methods and assumptions used in calculating Wisconsin Retirement System Actuarially Determined Contributions:

	2021	2020	2019	2018	2017
Valuation Date:	December 31, 2019	December 31, 2018	December 31, 2017	December 31, 2016	December 31, 2015
Actuarial Cost Method:	Frozen Entry Age	Frozen Entry Age	Frozen Entry Age	Frozen Entry Age	Frozen Entry Age
Amortization Method:	Level Percent of Payroll-Closed Amortization Period	Level Percent of Payroll-Closed Amortization Period	Level Percent of Payroll-Closed Amortization Period	Level Percent of Payroll-Closed Amortization Period	Level Percent of Payroll-Closed Amortization Period
Amortization Period:	30 Year closed from date of participation in WRS	30 Year closed from date of participation in WRS	30 Year closed from date of participation in WRS	30 Year closed from date of participation in WRS	30 Year closed from date of participation in WRS
Asset Valuation Method:	Five Year Smoothed Market (Closed)	Five Year Smoothed Market (Closed)	Five Year Smoothed Market (Closed)	Five Year Smoothed Market (Closed)	Five Year Smoothed Market (Closed)
Actuarial Assumptions					
Net Investment Rate of Return:	5.4%	5.4%	5.5%	5.5%	5.5%
Weighted based on assumed rate for:					
Pre-retirement:	7.0%	7.0%	7.2%	7.2%	7.2%
Post-retirement:	5.0%	5.0%	5.0%	5.0%	5.0%
Salary Increases					
Wage Inflation:	3.0%	3.0%	3.2%	3.2%	3.2%
Seniority/Merit:	0.1%-5.6%	0.1%-5.6%	0.1%-5.6%	0.1%-5.6%	0.1%-5.6%
Post-retirement Benefit Adjustments*:	1.9%	1.9%	2.1%	2.1%	2.1%
Retirement Age:	Experience-based table of rates that are specific to the type of eligibility condition. Last updated for the 2018 valuation pursuant to an experience study of the period 2015-2017.	Experience-based table of rates that are specific to the type of eligibility condition. Last updated for the 2018 valuation pursuant to an experience study of the period 2015 - 2017.	Experience-based table of rates that are specific to the type of eligibility condition. Last updated for the 2015 valuation pursuant to an experience study of the period 2012 - 2014.	Experience-based table of rates that are specific to the type of eligibility condition. Last updated for the 2015 valuation pursuant to an experience study of the period 2012 - 2014.	Experience-based table of rates that are specific to the type of eligibility condition. Last updated for the 2015 valuation pursuant to an experience study of the period 2012 - 2014.
Mortality:	Wisconsin 2018 Mortality Table. The rates based on actual WRS experience adjusted for future mortality improvements using the MP-2018 fully generational improvement scale (multiplied by 60%).	Wisconsin 2018 Mortality Table. The rates based on actual WRS experience adjusted for future mortality improvements using the MP-2018 fully generational improvement scale (multiplied by 60%).	Wisconsin 2012 Mortality Table. The rates based on actual WRS experience adjusted for future mortality improvements using the MP-2015 fully generational improvement scale (multiplied by 50%).	Wisconsin 2012 Mortality Table. The rates based on actual WRS experience adjusted for future mortality improvements using the MP-2015 fully generational improvement scale (multiplied by 50%).	Wisconsin 2012 Mortality Table. The rates based on actual WRS experience adjusted for future mortality improvements using the MP-2015 fully generational improvement scale (multiplied by 50%).

*No post-retirement adjustment is guaranteed. Actual adjustments are based on recognized investment return, actuarial experience, and other factors. Value is the assumed annual adjustment based on the investment return assumption and the post-retirement discount rate.

WAUKESHA COUNTY, WISCONSIN

NOTES TO REQUIRED SUPPLEMENTARY INFORMATION

December 31, 2022

Significant methods and assumptions used in calculating Wisconsin Retirement System Actuarially Determined Contributions:

	2016	2015	2014	2013
Valuation Date:	December 31, 2014	December 31, 2013	December 31, 2012	December 31, 2011
Actuarial Cost Method:	Frozen Entry Age	Frozen Entry Age	Frozen Entry Age	Frozen Entry Age
Amortization Method:	Level Percent of Payroll-Closed Amortization Period	Level Percent of Payroll-Closed Amortization Period	Level Percent of Payroll-Closed Amortization Period	Level Percent of Payroll-Closed Amortization Period
Amortization Period:	30 Year closed from date of participation in WRS	30 Year closed from date of participation in WRS	30 Year closed from date of participation in WRS	30 Year closed from date of participation in WRS
Asset Valuation Method:	Five Year Smoothed Market (Closed)	Five Year Smoothed Market (Closed)	Five Year Smoothed Market (Closed)	Five Year Smoothed Market (Closed)
Actuarial Assumptions				
Net Investment Rate of Return:	5.5%	5.5%	5.5%	5.5%
Weighted based on assumed rate for:				
Pre-retirement:	7.2%	7.2%	7.2%	7.2%
Post-retirement:	5.0%	5.0%	5.0%	5.0%
Salary Increases				
Wage Inflation:	3.2%	3.2%	3.2%	3.2%
Seniority/Merit:	0.1%-5.6%	0.1%-5.6%	0.1%-5.6%	0.1%-5.6%
Post-retirement Benefit Adjustments*:	2.1%	2.1%	2.1%	2.1%
Retirement Age:	Experience-based table of rates that are specific to the type of eligibility condition. Last updated for the 2012 valuation pursuant to an experience study of the period 2009 - 2011.	Experience-based table of rates that are specific to the type of eligibility condition. Last updated for the 2012 valuation pursuant to an experience study of the period 2009 - 2011.	Experience-based table of rates that are specific to the type of eligibility condition. Last updated for the 2012 valuation pursuant to an experience study of the period 2009 - 2011.	Experience-based table of rates that are specific to the type of eligibility condition. Last updated for the 2009 valuation pursuant to an experience study of the period 2006 - 2008.
Mortality:	Wisconsin 2012 Mortality Table. The rates based on actual WRS experience projected to 2017 with scale BB to all for future improvements (margin) in mortality.	Wisconsin 2012 Mortality Table. The rates based on actual WRS experience projected to 2017 with scale BB to all for future improvements (margin) in mortality.	Wisconsin 2012 Mortality Table. The rates based on actual WRS experience projected to 2017 with scale BB to all for future improvements (margin) in mortality.	Wisconsin Projected Experience Table - 2005 for women and 90% of the Wisconsin Projected Experience Table - 2005 for men.

*No post-retirement adjustment is guaranteed. Actual adjustments are based on recognized investment return, actuarial experience, and other factors. Value is the assumed annual adjustment based on the investment return assumption and the post-retirement discount rate.

See independent auditors' report.

SUPPLEMENTARY INFORMATION

THIS PAGE LEFT BLANK

NON-MAJOR SPECIAL REVENUE FUNDS

Special revenue funds are used to account for and report the proceeds from specific revenue sources (other than expendable trust or major capital projects) that are legally restricted or committed to expenditures for specific purposes.

AGING AND DISABILITY RESOURCE CENTER CONTRACT FUND - To account for federal and state funds that provide services to eligible persons who are elderly, developmentally disabled, physically disabled or have a long-term mental illness.

COUNTY LIBRARY FUND - To account for funds provided to maintain a member library system.

WALTER TARMANN FUND - To account for funds provided for the purchase of future parkland acquisitions.

TRANSPORTATION FUND - To account for funds needed to provide all services on the County trunk highway system and selected non-county roads, including planning, designing and construction.

COMMUNITY DEVELOPMENT FUND - To account for federal funds provided to aid low income and other disadvantaged persons.

WORKFORCE INNOVATION OPPORTUNITY ACT FUND – To account for federal funds related to the WIOA grant.

WORKFORCE DEVELOPMENT CENTER FUND – To account for funds to operate a one-stop operator location for the integration of employment, training, education and economic development services for job seekers, workers and employers.

THIS PAGE LEFT BLANK

WAUKESHA COUNTY, WISCONSIN

COMBINING BALANCE SHEET -
ALL NON-MAJOR SPECIAL REVENUE FUNDS
December 31, 2022

	Aging and Disability Resource Center Contract Fund	County Library Fund	Walter Tarmann Fund	Transportation Fund	Community Development Fund	Workforce Innovation Opportunity Act Fund	Workforce Development Center Fund	Total Non-Major Special Revenue Funds
ASSETS								
Cash and investments	\$ -	\$ -	\$ 3,991,119	\$ -	\$ 2,745,208	\$ -	\$ 253,353	\$ 6,989,680
Receivables:								
Property taxes levied for ensuing year's budget	-	3,999,607	-	3,484,709	-	122,500	-	7,606,816
Accounts	-	-	109,616	223,059	-	-	70,846	403,521
Total Receivables - Net	-	3,999,607	109,616	3,707,768	-	122,500	70,846	8,010,337
Due from other governments	1,598,439	-	-	2,473,896	903,647	211,865	60,578	5,248,425
Prepaid items	-	-	-	-	4,973,293	-	-	4,973,293
Inventories	-	-	-	614,967	-	-	-	614,967
Loans receivable	-	-	-	-	5,014,760	-	-	5,014,760
Total assets	\$ 1,598,439	\$ 3,999,607	\$ 4,100,735	\$ 6,796,631	\$ 13,636,908	\$ 334,365	\$ 384,777	\$ 30,851,462
LIABILITIES								
Accounts payable	\$ 91,085	\$ -	\$ -	\$ 624,842	\$ 370,605	\$ 191,792	\$ 18,179	\$ 1,296,503
Other liabilities	-	-	-	-	1,103	-	-	1,103
Due to other governments	-	-	-	229,384	-	-	-	229,384
Due to other funds	187,538	-	-	1,552,970	-	20,073	-	1,760,581
Other unearned revenue	-	-	-	22,751	7,270,961	-	-	7,293,712
Total liabilities	278,623	-	-	2,429,947	7,642,669	211,865	18,179	10,581,283
DEFERRED INFLOWS OF RESOURCES								
Unavailable revenue - revolving loans	-	-	-	-	5,014,760	-	-	5,014,760
Property taxes levied for future periods	-	3,999,607	-	3,484,709	-	122,500	-	7,606,816
Total deferred inflows of resources	-	3,999,607	-	3,484,709	5,014,760	122,500	-	12,621,576
FUND BALANCES								
Non-spendable:								
Prepaid items	-	-	-	-	4,973,293	-	-	4,973,293
Inventories	-	-	-	614,967	-	-	-	614,967
Restricted:								
Park purposes	-	-	4,100,735	-	-	-	-	4,100,735
Community development	-	-	-	-	-	-	-	-
Library purposes	-	-	-	-	-	-	-	-
Workforce development	-	-	-	-	-	-	-	-
Human services	1,319,816	-	-	-	-	-	366,598	1,686,414
Assigned:								
Subsequent year's budget	-	-	-	267,008	-	-	-	267,008
Unassigned (deficit)	-	-	-	-	(3,993,814)	-	-	(3,993,814)
Total Fund Balances (Deficits)	1,319,816	-	4,100,735	881,975	979,479	-	366,598	7,648,603
Total Liabilities, Deferred Inflows of Resources and Fund Balances (Deficits)	\$ 1,598,439	\$ 3,999,607	\$ 4,100,735	\$ 6,796,631	\$ 13,636,908	\$ 334,365	\$ 384,777	\$ 30,851,462

WAUKESHA COUNTY, WISCONSIN

COMBINING STATEMENT OF REVENUES, EXPENDITURES
AND CHANGES IN FUND BALANCES - ALL NON-MAJOR SPECIAL REVENUE FUNDS
For The Year Ended December 31, 2022

	Aging and Disability Resource Center Contract Fund	County Library Fund	Walter Tarmann Fund	Transportation Fund	Community Development Fund	Workforce Innovation Opportunity Act Fund	Workforce Development Center Fund	Total Non-Major Special Revenue Funds
REVENUES								
Intergovernmental contracts/grants	\$ 3,563,863	\$ -	\$ -	\$ 13,386,275	\$ 5,757,183	\$ 1,901,090	\$ 78,906	\$ 24,687,317
Taxes	-	3,706,706	-	3,319,709	-	-	-	7,026,415
Fines and licenses	-	-	-	220,065	-	-	-	220,065
Charges for services	-	-	-	648,691	3,975	-	183,898	836,564
Interdepartmental revenues	-	-	-	794,271	-	-	-	794,271
Investment earnings	-	-	-	-	-	-	2,772	2,772
Miscellaneous revenues	-	-	22,638	456,227	981,626	-	4,301	1,464,792
Total revenues	3,563,863	3,706,706	22,638	18,825,238	6,742,784	1,901,090	269,877	35,032,196
EXPENDITURES								
Current:								
Health and human services	3,563,863	-	-	-	-	-	-	3,563,863
Environment, parks and education	-	3,706,706	-	-	6,154,006	1,901,090	-	11,761,802
Public works	-	-	-	16,960,201	-	-	-	16,960,201
General government	-	-	-	-	-	-	266,694	266,694
Capital outlay:								
Public works	-	-	-	85,907	-	-	-	85,907
Total expenditures	3,563,863	3,706,706	-	17,046,108	6,154,006	1,901,090	266,694	32,638,467
Excess of Revenues Over Expenditures	-	-	22,638	1,779,130	588,778	-	3,183	2,393,729
OTHER FINANCING SOURCES (USES)								
Transfers in	-	-	-	50,000	-	-	-	50,000
Transfers out	-	-	-	(1,797,860)	-	-	-	(1,797,860)
Total other financing sources (uses)	-	-	-	(1,747,860)	-	-	-	(1,747,860)
Net change in fund balances	-	-	22,638	31,270	588,778	-	3,183	645,869
Fund Balances - January 1	1,319,816	-	4,078,097	850,705	390,701	-	363,415	7,002,734
Fund Balances - December 31	\$ 1,319,816	\$ -	\$ 4,100,735	\$ 881,975	\$ 979,479	\$ -	\$ 366,598	\$ 7,648,603

WAUKESHA COUNTY, WISCONSIN

SCHEDULE OF REVENUES, EXPENDITURES AND CHANGES IN FUND BALANCE - BUDGET AND ACTUAL -
AGING AND DISABILITY RESOURCE CENTER CONTRACT FUND
For The Year Ended December 31, 2022

	<u>Original Budget</u>	<u>Final Budget</u>	<u>Actual Amount</u>	<u>Variance from Final Budget</u>
REVENUES				
Intergovernmental contracts/grants	\$ 3,777,002	\$ 3,777,002	\$ 3,563,863	\$ (213,139)
Total revenues	<u>3,777,002</u>	<u>3,777,002</u>	<u>3,563,863</u>	<u>(213,139)</u>
EXPENDITURES				
Health and human services:				
Personnel	3,184,720	3,060,220	2,885,899	174,321
Operating	187,455	305,455	270,340	35,115
Interdepartmental charges	404,827	411,327	407,624	3,703
Total expenditures	<u>3,777,002</u>	<u>3,777,002</u>	<u>3,563,863</u>	<u>213,139</u>
Excess of Revenues Over Expenditures	-	-	-	-
Fund Balance - January 1	<u>1,319,816</u>	<u>1,319,816</u>	<u>1,319,816</u>	-
Fund Balance - December 31	<u>\$ 1,319,816</u>	<u>\$ 1,319,816</u>	<u>\$ 1,319,816</u>	<u>\$ -</u>

WAUKESHA COUNTY, WISCONSIN

SCHEDULE OF REVENUES, EXPENDITURES
AND CHANGES IN FUND BALANCE - BUDGET AND ACTUAL - COUNTY LIBRARY FUND
For The Year Ended December 31, 2022

	<u>Original Budget</u>	<u>Final Budget</u>	<u>Actual Amounts</u>	<u>Variance from Final Budget</u>
REVENUES				
Taxes	\$ 3,706,706	\$ 3,706,706	\$ 3,706,706	\$ -
Total revenues	<u>3,706,706</u>	<u>3,706,706</u>	<u>3,706,706</u>	<u>-</u>
EXPENDITURES				
Environment, parks and education:				
Operating expenses	3,706,706	3,706,706	3,706,706	-
Total expenditures	<u>3,706,706</u>	<u>3,706,706</u>	<u>3,706,706</u>	<u>-</u>
Excess of Revenues Over Expenditures	-	-	-	-
Fund Balance - January 1	-	-	-	-
Fund Balance - December 31	<u>\$ -</u>	<u>\$ -</u>	<u>\$ -</u>	<u>\$ -</u>

WAUKESHA COUNTY, WISCONSIN

SCHEDULE OF REVENUES, EXPENDITURES
AND CHANGES IN FUND BALANCE - BUDGET AND ACTUAL - WALTER TARMANN FUND
For The Year Ended December 31, 2022

	<u>Original Budget</u>	<u>Final Budget</u>	<u>Actual Amount</u>	<u>Variance from Final Budget</u>
REVENUES				
Miscellaneous revenues	\$ -	\$ -	\$ 22,638	\$ 22,638
Total revenues	<u>-</u>	<u>-</u>	<u>22,638</u>	<u>22,638</u>
EXPENDITURES				
Environment, parks and education:				
Operating	62,500	62,500	-	62,500
Capital outlay	337,500	337,500	-	337,500
Total expenditures	<u>400,000</u>	<u>400,000</u>	<u>-</u>	<u>400,000</u>
Excess of Revenues Over (Under) Expenditures	<u>(400,000)</u>	<u>(400,000)</u>	<u>22,638</u>	<u>422,638</u>
Fund Balance - January 1	4,078,097	4,078,097	4,078,097	-
Fund Balance - December 31	<u>\$ 3,678,097</u>	<u>\$ 3,678,097</u>	<u>\$ 4,100,735</u>	<u>\$ 422,638</u>

WAUKESHA COUNTY, WISCONSIN

SCHEDULE OF REVENUES, EXPENDITURES
AND CHANGES IN FUND BALANCE - BUDGET AND ACTUAL - TRANSPORTATION FUND
For The Year Ended December 31, 2022

	Original Budget	Final Budget	Actual Amount	Variance from Final Budget
REVENUES				
Intergovernmental contracts/grants	\$ 11,793,071	\$ 12,153,319	\$ 13,386,275	\$ 1,232,956
Taxes	3,319,709	3,319,709	3,319,709	-
Fines and licenses	144,000	144,000	220,065	76,065
Charges for services	646,439	646,439	648,691	2,252
Interdepartmental revenues	791,128	791,128	794,271	3,143
Miscellaneous revenues	460,661	460,661	456,227	(4,434)
Total revenues	17,155,008	17,515,256	18,825,238	1,309,982
EXPENDITURES				
Public works:				
Personnel	7,368,850	7,368,850	7,267,980	100,870
Operating	4,448,650	4,581,962	4,042,714	539,248
Interdepartmental charges	5,387,508	5,649,508	5,649,507	1
Capital outlay	85,000	134,979	85,907	49,072
Total expenditures	17,290,008	17,735,299	17,046,108	689,191
Excess of Revenues Over (Under) Expenditures	(135,000)	(220,043)	1,779,130	1,999,173
OTHER FINANCING SOURCES (USES)				
Transfers in	-	-	50,000	50,000
Transfers out	-	-	(1,797,860)	(1,797,860)
Total other financing sources (uses)	-	-	(1,747,860)	(1,747,860)
Net change in fund balances	(135,000)	(220,043)	31,270	251,313
Fund Balance - January 1	850,705	850,705	850,705	-
Fund Balance - December 31	\$ 715,705	\$ 630,662	\$ 881,975	\$ 251,313

WAUKESHA COUNTY, WISCONSIN

SCHEDULE OF REVENUES, EXPENDITURES
AND CHANGES IN FUND BALANCE - BUDGET AND ACTUAL - COMMUNITY DEVELOPMENT FUND
For The Year Ended December 31, 2022

	<u>Original Budget</u>	<u>Final Budget</u>	<u>Actual Amount</u>	<u>Variance from Final Budget</u>
REVENUES				
Intergovernmental contracts/grants	\$ 6,460,506	\$ 16,897,350	\$ 5,757,183	\$ (11,140,167)
Charges for services	63,900	63,900	3,975	(59,925)
Miscellaneous revenues	390,000	703,782	981,626	277,844
Total revenues	6,914,406	17,665,032	6,742,784	(10,922,248)
EXPENDITURES				
Environment, parks and education				
Personnel	360,602	360,602	351,891	8,711
Operating	6,451,982	17,202,608	5,711,306	11,491,302
Interdepartmental charges	101,822	101,822	90,809	11,013
Total expenditures	6,914,406	17,665,032	6,154,006	11,511,026
Excess of Revenues Over Expenditures	-	-	588,778	588,778
Fund Balance - January 1	390,701	390,701	390,701	-
Fund Balance - December 31	\$ 390,701	\$ 390,701	\$ 979,479	\$ 588,778

WAUKESHA COUNTY, WISCONSIN

SCHEDULE OF REVENUES, EXPENDITURES AND CHANGES IN FUND BALANCE -
BUDGET AND ACTUAL - WORKFORCE INNOVATION OPPORTUNITY ACT FUND
For The Year Ended December 31, 2022

	<u>Original Budget</u>	<u>Final Budget</u>	<u>Actual Amount</u>	<u>Variance from Final Budget</u>
REVENUES				
Intergovernmental contracts/grants	\$ 2,127,318	\$ 3,133,491	\$ 1,901,090	\$ (1,232,401)
Total revenues	<u>2,127,318</u>	<u>3,133,491</u>	<u>1,901,090</u>	<u>(1,232,401)</u>
EXPENDITURES				
Environment, parks and education				
Personnel	115,850	115,850	109,713	6,137
Operating	2,011,393	3,017,566	1,791,302	1,226,264
Interdepartmental charges	75	75	75	-
Total expenditures	<u>2,127,318</u>	<u>3,133,491</u>	<u>1,901,090</u>	<u>1,232,401</u>
Excess of Revenues Over Expenditures	-	-	-	-
Fund Balance - January 1	-	-	-	-
Fund Balance - December 31	<u>\$ -</u>	<u>\$ -</u>	<u>\$ -</u>	<u>\$ -</u>

WAUKESHA COUNTY, WISCONSIN

SCHEDULE OF REVENUES, EXPENDITURES AND CHANGES IN FUND BALANCE -
BUDGET AND ACTUAL - WORKFORCE DEVELOPMENT CENTER FUND
For The Year Ended December 31, 2022

	<u>Original Budget</u>	<u>Final Budget</u>	<u>Actual Amount</u>	<u>Variance from Final Budget</u>
REVENUES				
Intergovernmental contracts/grants	\$ 81,000	\$ 81,000	\$ 78,906	\$ (2,094)
Charges for services	238,965	238,965	183,898	(55,067)
Investment earnings	-	-	2,772	2,772
Miscellaneous revenues	-	-	4,301	4,301
Total revenues	<u>319,965</u>	<u>319,965</u>	<u>269,877</u>	<u>(50,088)</u>
EXPENDITURES				
General government:				
Personnel	144,306	144,306	142,232	2,074
Operating	202,874	206,806	124,462	82,344
Total expenditures	<u>347,180</u>	<u>351,112</u>	<u>266,694</u>	<u>84,418</u>
Excess of Revenues Over (Under) Expenditures	(27,215)	(31,147)	3,183	34,330
Fund Balance - January 1	<u>363,415</u>	<u>363,415</u>	<u>363,415</u>	<u>-</u>
Fund Balance - December 31	<u>\$ 336,200</u>	<u>\$ 332,268</u>	<u>\$ 366,598</u>	<u>\$ 34,330</u>

THIS PAGE LEFT BLANK

DEBT SERVICE FUND

The debt service fund is used to account for the accumulation of resources for the payment of general long-term debt principal, interest and service costs.

THIS PAGE LEFT BLANK

WAUKESHA COUNTY, WISCONSIN

SCHEDULE OF REVENUES, EXPENDITURES
AND CHANGES IN FUND BALANCE - BUDGET AND ACTUAL - DEBT SERVICE FUND
For The Year Ended December 31, 2022

	<u>Original Budget</u>	<u>Final Budget</u>	<u>Actual Amount</u>	<u>Variance from Final Budget</u>
REVENUES				
Taxes	\$ 14,520,921	\$ 14,520,921	\$ 14,520,921	\$ -
Investment earnings	-	-	74,429	74,429
Total revenues	<u>14,520,921</u>	<u>14,520,921</u>	<u>14,595,350</u>	<u>74,429</u>
EXPENDITURES				
General government:				
Operating	100,000	100,000	86,260	13,740
Debt service:				
Principal retirement	13,129,000	13,129,000	13,129,000	-
Interest and fiscal charges	1,852,796	1,852,796	1,747,061	105,735
Total expenditures	<u>15,081,796</u>	<u>15,081,796</u>	<u>14,962,321</u>	<u>119,475</u>
Excess of Revenues Over (Under) Expenditures	<u>(560,875)</u>	<u>(560,875)</u>	<u>(366,971)</u>	<u>193,904</u>
OTHER FINANCING SOURCES				
Premium on general obligation notes issued	-	-	451,607	451,607
Transfers in	100,000	100,000	100,000	-
Total other financing sources	<u>100,000</u>	<u>100,000</u>	<u>551,607</u>	<u>451,607</u>
Net change in fund balances	<u>(460,875)</u>	<u>(460,875)</u>	<u>184,636</u>	<u>645,511</u>
Fund Balance - January 1	3,568,594	3,568,594	3,568,594	-
Fund Balance - December 31	<u>\$ 3,107,719</u>	<u>\$ 3,107,719</u>	<u>\$ 3,753,230</u>	<u>\$ 645,511</u>

THIS PAGE LEFT BLANK

CAPITAL PROJECTS FUND

The capital projects fund is used to account for and report financial resources that are restricted, committed or assigned for the acquisition or construction of major capital facilities (other than those financed by proprietary funds and trust funds).

THIS PAGE LEFT BLANK

WAUKESHA COUNTY, WISCONSIN

SCHEDULE OF REVENUES, EXPENDITURES
AND CHANGES IN FUND BALANCE - BUDGET AND ACTUAL - CAPITAL PROJECTS FUND
For The Year Ended December 31, 2022

	Original Budget	Final Budget	Actual Amount	Variance from Final Budget
REVENUES				
General intergovernmental assistance	\$ 1,735,668	\$ 1,735,668	\$ 1,685,465	\$ (50,203)
Intergovernmental contracts/grants	7,097,300	9,275,480	754,725	(8,520,755)
Taxes	1,292,115	1,292,115	1,292,115	-
Investment earnings	120,000	120,000	138,655	18,655
Miscellaneous revenues	475,000	475,000	468,040	(6,960)
Total revenues	10,720,083	12,898,263	4,339,000	(8,559,263)
EXPENDITURES				
Capital outlay:				
Justice and public safety	16,000,000	20,578,195	3,657,147	16,921,048
Health and human services	-	1,690,286	85,581	1,604,705
Environment, parks and education	2,375,300	6,448,996	3,537,506	2,911,490
Public works	7,469,700	13,897,340	7,432,919	6,464,421
General government	-	2,661,554	1,073,326	1,588,228
Total expenditures	25,845,000	45,276,371	15,786,479	29,489,892
Excess of Revenues Over (Under) Expenditures	(15,124,917)	(32,378,108)	(11,447,479)	20,930,629
OTHER FINANCING SOURCES (USES)				
General obligation notes issued	11,300,000	11,300,000	11,300,000	-
Transfers in	2,000,000	2,047,000	2,000,000	(47,000)
Transfers out	(1,800,000)	(1,800,000)	(2,393,592)	(593,592)
Total other financing sources (uses)	11,500,000	11,547,000	10,906,408	(640,592)
Net change in fund balances	(3,624,917)	(20,831,108)	(541,071)	20,290,037
Fund Balance - January 1	25,442,386	25,442,386	25,442,386	-
Fund Balance - December 31	\$ 21,817,469	\$ 4,611,278	\$ 24,901,315	\$ 20,290,037

THIS PAGE LEFT BLANK

NON-MAJOR ENTERPRISE FUNDS

Enterprise funds are used to account for operations (a) that are financed and operated in a manner similar to private business enterprises - where the intent of the governing body is that the costs (expenses, including depreciation) of providing goods or services to the general public on a continuing basis be financed or recovered, primarily through user charges; or (b) where the governing body has decided that periodic determination of revenues earned, expenses incurred, and/or net income is appropriate for capital maintenance, public policy, management control, accountability or other purposes.

GOLF COURSE FUND - To account for the operation and maintenance of three County golf courses, located in the north central, eastern and central sections of the County.

ICE ARENA FUND - To account for the operation and maintenance of two County ice rinks, located in the eastern and western sections of the County.

THIS PAGE LEFT BLANK

WAUKESHA COUNTY, WISCONSIN

COMBINING STATEMENT OF NET POSITION - ALL NON-MAJOR ENTERPRISE FUNDS

December 31, 2022

	Golf Course Fund	Ice Arena Fund	Total Non-Major Enterprise Funds
ASSETS			
Current assets:			
Cash and investments	\$ 3,381,249	\$ 528,488	\$ 3,909,737
Accounts receivable	-	265,369	265,369
Due from other governments	1,190	1,260	2,450
Prepaid items	760	-	760
Inventories	71,197	180	71,377
Total current assets	<u>3,454,396</u>	<u>795,297</u>	<u>4,249,693</u>
Noncurrent assets:			
Restricted asset:			
Net pension asset	266,586	149,217	415,803
Capital assets:			
Land	384,715	1,800,000	2,184,715
Buildings	1,986,518	6,559,274	8,545,792
Improvements other than buildings	1,135,720	495,660	1,631,380
Machinery and equipment	327,725	381,580	709,305
Software	35,859	-	35,859
Less accumulated depreciation/amortization	(2,889,605)	(5,659,269)	(8,548,874)
Total capital assets (net of accumulated depreciation/amortization)	<u>980,932</u>	<u>3,577,245</u>	<u>4,558,177</u>
Total noncurrent assets	<u>1,247,518</u>	<u>3,726,462</u>	<u>4,973,980</u>
Total assets	<u>\$ 4,701,914</u>	<u>\$ 4,521,759</u>	<u>\$ 9,223,673</u>
DEFERRED OUTFLOWS OF RESOURCES			
Pension related amounts	\$ 511,361	\$ 289,812	\$ 801,173
Total deferred outflows of resources	<u>\$ 511,361</u>	<u>\$ 289,812</u>	<u>\$ 801,173</u>
LIABILITIES			
Current liabilities:			
Accounts payable	\$ 7,144	\$ 50,267	\$ 57,411
Accrued compensation	23,217	22,364	45,581
Other liabilities	87,962	-	87,962
Other unearned revenue	2,841	289,425	292,266
Total current liabilities	<u>121,164</u>	<u>362,056</u>	<u>483,220</u>
Noncurrent liabilities:			
Advances from other funds	-	1,639,984	1,639,984
Total noncurrent liabilities	<u>-</u>	<u>1,639,984</u>	<u>1,639,984</u>
Total liabilities	<u>\$ 121,164</u>	<u>\$ 2,002,040</u>	<u>\$ 2,123,204</u>
DEFERRED INFLOWS OF RESOURCES			
Pension related amounts	\$ 628,166	\$ 351,605	\$ 979,771
Total deferred inflows of resources	<u>\$ 628,166</u>	<u>\$ 351,605</u>	<u>\$ 979,771</u>
NET POSITION			
Net investment in capital assets	\$ 980,932	\$ 3,577,245	\$ 4,558,177
Restricted for pension	266,586	149,217	415,803
Unrestricted (deficit)	3,216,427	(1,268,536)	1,947,891
Total net position	<u>\$ 4,463,945</u>	<u>\$ 2,457,926</u>	<u>\$ 6,921,871</u>

WAUKESHA COUNTY, WISCONSIN

COMBINING STATEMENT OF REVENUES, EXPENSES AND CHANGES IN
NET POSITION - ALL NON-MAJOR ENTERPRISE FUNDS
For The Year Ended December 31, 2022

	Golf Course Fund	Ice Arena Fund	Total Non-Major Enterprise Funds
OPERATING REVENUES			
Charges for services	\$ 2,437,390	\$ 1,210,135	\$ 3,647,525
Miscellaneous revenues	2,985	3,161	6,146
Total operating revenues	2,440,375	1,213,296	3,653,671
OPERATING EXPENSES			
Salaries	687,728	434,131	1,121,859
Benefits	146,598	101,789	248,387
Operating	604,858	441,626	1,046,484
Interdepartmental	640,058	109,373	749,431
Depreciation	82,368	200,055	282,423
Total operating expenses	2,161,610	1,286,974	3,448,584
Operating income (loss)	278,765	(73,678)	205,087
NON-OPERATING REVENUES			
Intergovernmental contracts/grants	52,964	-	52,964
Investment earnings	34,537	4,931	39,468
Gain on disposal of capital assets	-	2,385	2,385
Total non-operating revenues	87,501	7,316	94,817
Income (loss) before transfers	366,266	(66,362)	299,904
Transfers in	-	461,609	461,609
Transfers out	(461,609)	-	(461,609)
Change in net position	(95,343)	395,247	299,904
Net position - January 1	4,559,288	2,062,679	6,621,967
Net position - December 31	\$ 4,463,945	\$ 2,457,926	\$ 6,921,871

WAUKESHA COUNTY, WISCONSIN

COMBINING STATEMENT OF CASH FLOWS - ALL NON-MAJOR ENTERPRISE FUNDS
For The Year Ended December 31, 2022

	Golf Course Fund	Ice Arena Fund	Total Non-Major Enterprise Funds
CASH FLOWS FROM OPERATING ACTIVITIES			
Receipts from customers and users	\$ 2,433,272	\$ 998,288	\$ 3,431,560
Payments to suppliers	(580,949)	(207,553)	(788,502)
Payments to employees	(856,484)	(550,624)	(1,407,108)
Payments for interfund services used	(640,058)	(109,373)	(749,431)
Total cash flows from operating activities	355,781	130,738	486,519
CASH FLOWS FROM NON-CAPITAL FINANCING ACTIVITIES			
Receipts from intergovernmental contracts/grants	52,964	-	52,964
Total cash flows from non-capital financing activities	52,964	-	52,964
CASH FLOWS FROM CAPITAL AND RELATED FINANCING ACTIVITIES			
Acquisition of capital assets	(26,772)	-	(26,772)
Proceeds from sale of capital assets	-	2,384	2,384
Total cash flows from capital and related financing activities	(26,772)	2,384	(24,388)
CASH FLOWS FROM INVESTING ACTIVITIES			
Interest received	34,537	4,931	39,468
Total cash flows from investing activities	34,537	4,931	39,468
Net change in cash and cash equivalents	416,510	138,053	554,563
Cash and Cash Equivalents, Beginning of Year	2,964,739	390,435	3,355,174
Cash and Cash Equivalents, End of Year	\$ 3,381,249	\$ 528,488	\$ 3,909,737
NON-CASH CAPITAL AND RELATED FINANCING ACTIVITIES			
None			
RECONCILIATION OF OPERATING LOSS TO NET CASH FLOWS FROM OPERATING ACTIVITIES			
Operating income (loss)	\$ 278,765	\$ (73,678)	\$ 205,087
Depreciation expense	82,368	200,055	282,423
(Increase) Decrease in accounts receivable	-	(217,588)	(217,588)
(Increase) Decrease in due from other governments	(1,190)	2,580	1,390
(Increase) Decrease in prepaid items	90	-	90
(Increase) Decrease in inventories	(18,256)	-	(18,256)
(Increase) Decrease in deferred outflows - pension related amounts	(51,487)	(64,675)	(116,162)
Increase (Decrease) in accounts payable	(1,974)	11,302	9,328
Increase (Decrease) in accrued compensation	1,065	15,317	16,382
Increase (Decrease) in other liabilities	44,049	222,771	266,820
Increase (Decrease) in other unearned revenue	(5,913)	-	(5,913)
Increase (Decrease) in net pension asset/liability	1,709	(12,882)	(11,173)
Increase (Decrease) in deferred inflows - pension related amounts	26,555	47,536	74,091
Net cash flows from operating activities	\$ 355,781	\$ 130,738	\$ 486,519

THIS PAGE LEFT BLANK

INTERNAL SERVICE FUNDS

Internal service funds are used to account for the financing of goods or services provided by one department or agency to other departments or agencies of the County or to other governments on a cost-reimbursement basis.

HEALTH AND DENTAL INSURANCE FUND – To account for the costs associated with the County's self funded health and dental insurance benefits for County employees, elected officials, retirees and dependents.

VEHICLE REPLACEMENT FUND - To account for the costs associated with the financing of vehicle/equipment replacements when the individual item's cost equals or exceeds \$7,500 and has a useful life of two or more years. Costs are billed to user departments based on the depreciable life of the asset.

RISK MANAGEMENT / SELF INSURANCE FUND - To account for the costs associated with the investigation and/or payment of claims which are not covered under an insurance policy. Costs are billed to other County departments on a claims experience/exposure or an actual cost basis. This fund also accounts for funds invested in the Wisconsin Municipal Mutual Insurance Company (WMMIC). The County, together with certain other units of government within the State of Wisconsin, created WMMIC to provide general and police professional liability, errors and omissions and vehicle liability coverage for counties or cities in Wisconsin. In addition, the fund accounts for the costs associated with the investigation and/payment of Workmen's Compensation claims. Costs are billed to other County departments on a claims experience/exposure basis.

CENTRAL FLEET MAINTENANCE FUND - To account for the costs associated with the maintenance and repair of all county-owned motorized equipment. Costs are billed to user departments based on actual cost.

COLLECTIONS FUND - To account for costs associated with the collection of funds owed to the County. Costs are billed to user departments based on actual costs.

END USER TECHNOLOGY FUND - To account for the costs associated with the financing and support of computer and copier equipment replacement when the individual item has a useful life of two or more years. Replacement costs are billed to user departments based on the depreciable life of the asset. Support costs are billed on the number of computers being used and the level of support.

THIS PAGE LEFT BLANK

THIS PAGE LEFT BLANK

WAUKESHA COUNTY, WISCONSIN

COMBINING STATEMENT OF NET POSITION - ALL INTERNAL SERVICE FUNDS
December 31, 2022

	Health and Dental Insurance Fund	Vehicle Replacement Fund	Risk Management/ Self-Insurance Fund	Central Fleet Maintenance Fund	Collections Fund	End User Technology Fund	Total Internal Service Funds
ASSETS							
Current Assets:							
Cash and investments	\$ 7,632,461	\$ 5,325,857	\$ 4,047,863	\$ 986,819	\$ 878,175	\$ 2,339,921	\$ 21,211,096
Receivables:							
Property taxes levied for ensuing year's budget	-	-	-	-	-	1,379,243	1,379,243
Accounts receivable	106,146	89,383	178,010	-	48,511	-	422,050
Total receivables	106,146	89,383	178,010	-	48,511	1,379,243	1,801,293
Due from other governments	14,853	-	-	20,868	575	-	36,296
Prepaid items	162,064	-	42,915	-	922	290,445	496,346
Inventories	-	-	-	634,794	-	-	634,794
Total current assets	7,915,524	5,415,240	4,268,788	1,642,481	928,183	4,009,609	24,179,825
Noncurrent Assets:							
Restricted assets:							
Restricted cash and investments	-	-	402,842	-	-	-	402,842
Deposit in WMMIC	-	-	2,459,264	-	-	-	2,459,264
Net pension asset	-	-	127,573	387,249	222,215	1,347,835	2,084,872
Capital assets:							
Construction in progress	-	-	-	-	-	-	-
Buildings	-	-	-	4,122,283	-	-	4,122,283
Improvements other than buildings	-	-	-	6,089	-	-	6,089
Machinery and equipment	-	7,225,988	7,637	912,632	173,093	3,548,001	11,867,351
Software	-	-	-	-	-	196,732	196,732
Vehicles	-	18,826,036	-	-	-	-	18,826,036
Less accumulated depreciation/amortization	-	(14,202,590)	(7,637)	(3,204,398)	(171,714)	(2,291,352)	(19,877,691)
Total capital assets (net of accumulated depreciation/amortization)	-	11,849,434	-	1,836,606	1,379	1,453,381	15,140,800
Total noncurrent assets	-	11,849,434	2,989,679	2,223,855	223,594	2,801,216	20,087,778
Total assets	\$ 7,915,524	\$ 17,264,674	\$ 7,258,467	\$ 3,866,336	\$ 1,151,777	\$ 6,810,825	\$ 44,267,603
DEFERRED OUTFLOWS OF RESOURCES							
Pension related amounts	\$ -	\$ -	\$ 248,216	\$ 752,854	\$ 431,242	\$ 2,651,510	\$ 4,083,822
Total deferred outflows of resources	\$ -	\$ -	\$ 248,216	\$ 752,854	\$ 431,242	\$ 2,651,510	\$ 4,083,822

(CONTINUED)

WAUKESHA COUNTY, WISCONSIN

COMBINING STATEMENT OF NET POSITION - ALL INTERNAL SERVICE FUNDS
December 31, 2022

	Health and Dental Insurance Fund	Vehicle Replacement Fund	Risk Management/ Self-Insurance Fund	Central Fleet Maintenance Fund	Collections Fund	End User Technology Fund	Total Internal Service Funds
LIABILITIES							
Current liabilities:							
Accounts payable	\$ 334,316	\$ 195,334	\$ 105,853	\$ 130,203	\$ 8,837	\$ 96,281	\$ 870,824
Accrued compensation	-	-	32,022	54,736	32,502	381,850	501,110
Other liabilities	-	-	-	-	151,750	-	151,750
Claims payable - current	2,860,085	-	1,894,716	-	-	-	4,754,801
Total current liabilities	<u>3,194,401</u>	<u>195,334</u>	<u>2,032,591</u>	<u>184,939</u>	<u>193,089</u>	<u>478,131</u>	<u>6,278,485</u>
Noncurrent liabilities:							
Claims payable	150,531	-	3,846,848	-	-	-	3,997,379
Total noncurrent liabilities	<u>150,531</u>	<u>-</u>	<u>3,846,848</u>	<u>-</u>	<u>-</u>	<u>-</u>	<u>3,997,379</u>
Total liabilities	<u>\$ 3,344,932</u>	<u>\$ 195,334</u>	<u>\$ 5,879,439</u>	<u>\$ 184,939</u>	<u>\$ 193,089</u>	<u>\$ 478,131</u>	<u>\$ 10,275,864</u>
DEFERRED INFLOWS OF RESOURCES							
Unearned revenue - property tax	\$ -	\$ -	\$ -	\$ -	\$ -	\$ 1,379,243	\$ 1,379,243
Pension related amounts	-	-	300,605	912,488	523,612	3,175,949	4,912,654
Total deferred inflows of resources	<u>\$ -</u>	<u>\$ -</u>	<u>\$ 300,605</u>	<u>\$ 912,488</u>	<u>\$ 523,612</u>	<u>\$ 4,555,192</u>	<u>\$ 6,291,897</u>
NET POSITION							
Net investment in capital assets	\$ -	\$ 11,849,434	\$ -	\$ 1,836,606	\$ 1,379	\$ 1,453,381	\$ 15,140,800
Restricted for pension	-	-	127,573	387,249	222,215	1,347,835	2,084,872
Unrestricted	4,570,592	5,219,906	1,199,066	1,297,908	642,724	1,627,796	14,557,992
Total net position	<u>\$ 4,570,592</u>	<u>\$ 17,069,340</u>	<u>\$ 1,326,639</u>	<u>\$ 3,521,763</u>	<u>\$ 866,318</u>	<u>\$ 4,429,012</u>	<u>\$ 31,783,664</u>

(CONCLUDED)

THIS PAGE LEFT BLANK

WAUKESHA COUNTY, WISCONSIN
 COMBINING STATEMENT OF REVENUES, EXPENSES AND
 CHANGES IN NET POSITION - ALL INTERNAL SERVICE FUNDS
 For The Year Ended December 31, 2022

	Health and Dental Insurance Fund	Vehicle Replacement Fund	Risk Management/ Self-Insurance Fund	Central Fleet Maintenance Fund	Collections Fund	End User Technology Fund	Total Internal Service Funds
OPERATING REVENUES							
Charges for services	\$ 3,931,776	\$ -	\$ -	\$ 143,533	\$ 268,826	\$ 17,162	\$ 4,361,297
Interdepartmental revenues	17,960,019	3,613,964	2,633,397	4,176,456	511,603	7,697,674	36,593,113
Miscellaneous revenues	742,504	-	444,999	42,932	207,828	362,187	1,800,450
Total operating revenues	22,634,299	3,613,964	3,078,396	4,362,921	988,257	8,077,023	42,754,860
OPERATING EXPENSES							
Salaries	-	-	282,303	857,712	470,756	3,506,152	5,116,923
Benefits	-	-	41,520	264,455	127,188	1,041,548	1,474,711
Insurance and claims expense	18,442,340	-	2,760,215	-	-	-	21,202,555
Operating	3,022,212	656	56,490	2,803,393	90,345	2,683,434	8,656,530
Interdepartmental	52,834	40,000	110,623	74,838	166,074	37,203	481,572
Depreciation	-	3,302,167	-	137,768	2,758	692,305	4,134,998
Total operating expenses	21,517,386	3,342,823	3,251,151	4,138,166	857,121	7,960,642	41,067,289
Operating income (loss)	1,116,913	271,141	(172,755)	224,755	131,136	116,381	1,687,571
NON-OPERATING REVENUES							
Intergovernmental contracts/grants	225,222	129,899	7,474	9,272	-	-	371,867
Investment earnings	3,816	34,949	133,108	-	-	-	171,873
Gain (loss) on disposal of capital assets	-	550,939	-	-	-	(11,468)	539,471
Total non-operating revenues	229,038	715,787	140,582	9,272	-	(11,468)	1,083,211
Income (loss) before transfers	1,345,951	986,928	(32,173)	234,027	131,136	104,913	2,770,782
Transfers in	-	1,800,000	215,500	-	341,313	727,279	3,084,092
Change in net position	1,345,951	2,786,928	183,327	234,027	472,449	832,192	5,854,874
Net position - January 1	3,224,641	14,282,412	1,143,312	3,287,736	393,869	3,596,820	25,928,790
Net position - December 31	\$ 4,570,592	\$ 17,069,340	\$ 1,326,639	\$ 3,521,763	\$ 866,318	\$ 4,429,012	\$ 31,783,664

WAUKESHA COUNTY, WISCONSIN

COMBINING STATEMENT OF CASH FLOWS - ALL INTERNAL SERVICE FUNDS

For The Year Ended December 31, 2022

	Health and Dental Insurance Fund	Vehicle Replacement Fund	Risk Management/ Self-Insurance Fund	Central Fleet Maintenance Fund	Collections Fund	End User Technology Fund	Total Internal Service Funds
CASH FLOWS FROM OPERATING ACTIVITIES							
Receipts from customers and users	\$ 5,206,716	\$ -	\$ 276,152	\$ 177,235	\$ 478,040	\$ 379,349	\$ 6,517,492
Receipts from interfund services provided	17,960,019	3,551,381	2,633,397	4,176,456	511,603	7,697,674	36,530,530
Payments to suppliers	(22,017,177)	(195,990)	(2,976,261)	(2,807,977)	(64,543)	(2,883,763)	(30,945,711)
Payments to employees	-	-	(350,411)	(1,197,627)	(648,731)	(4,581,224)	(6,777,993)
Payments for interfund services used	(52,834)	(40,000)	(110,623)	(74,838)	(166,074)	(37,203)	(481,572)
Total cash flows from operating activities	1,096,724	3,315,391	(527,746)	273,249	110,295	574,833	4,842,746
CASH FLOWS FROM NON-CAPITAL FINANCING ACTIVITIES							
Transfers from other funds	-	1,800,000	215,500	-	341,313	727,279	3,084,092
Receipts from intergovernmental contracts/grants	225,222	129,899	7,474	9,272	-	-	371,867
Total cash flows from non-capital financing activities	225,222	1,929,899	222,974	9,272	341,313	727,279	3,455,959
CASH FLOWS FROM CAPITAL AND RELATED FINANCING ACTIVITIES							
Acquisition of capital assets	-	(2,832,188)	-	(44,697)	-	(424,762)	(3,301,647)
Proceeds from sales of capital assets	-	741,756	-	-	-	-	741,756
Total cash flows from capital and related financing activities	-	(2,090,432)	-	(44,697)	-	(424,762)	(2,559,891)
CASH FLOWS FROM INVESTING ACTIVITIES							
Interest received	3,816	34,949	133,108	-	-	-	171,873
Total cash flows from investing activities	3,816	34,949	133,108	-	-	-	171,873
Net change in cash and cash equivalents	1,325,762	3,189,807	(171,664)	237,824	451,608	877,350	5,910,687
Cash and Cash Equivalents, Beginning of Year	6,306,699	2,136,050	4,622,369	748,995	426,567	1,462,571	15,703,251
Cash and Cash Equivalents, End of Year	\$ 7,632,461	\$ 5,325,857	\$ 4,450,705	\$ 986,819	\$ 878,175	\$ 2,339,921	\$ 21,613,938
NON-CASH CAPITAL AND RELATED FINANCING ACTIVITIES							
Non-cash capital asset addition of \$195,334 in Vehicle Replacement Fund							

(CONTINUED)

WAUKESHA COUNTY, WISCONSIN

COMBINING STATEMENT OF CASH FLOWS - ALL INTERNAL SERVICE FUNDS

For The Year Ended December 31, 2022

	Health and Dental Insurance Fund	Vehicle Replacement Fund	Risk Management/ Self-Insurance Fund	Central Fleet Maintenance Fund	Collections Fund	End User Technology Fund	Total Internal Service Funds
RECONCILIATION OF OPERATING INCOME (LOSS) TO NET CASH FLOWS FROM OPERATING ACTIVITIES							
Operating income (loss)	\$ 1,116,913	\$ 271,141	\$ (172,755)	\$ 224,755	\$ 131,136	\$ 116,381	\$ 1,687,571
Depreciation expense	-	3,302,167	-	137,768	2,758	692,305	4,134,998
(Increase) Decrease in accounts receivable	509,138	(62,583)	(169,030)	3,408	1,227	-	282,160
(Increase) Decrease in due from other governments	23,298	-	183	(12,638)	159	-	11,002
(Increase) Decrease in prepaid items	(47,379)	-	(16,475)	-	(71)	(144,392)	(208,317)
(Increase) Decrease in inventories	-	-	-	(6,314)	-	-	(6,314)
(Increase) Decrease in net pension asset/liability	-	-	(26,913)	(80,731)	(44,594)	(367,332)	(519,570)
(Increase) Decrease in deferred outflows - pension related amounts	-	-	(77,696)	(233,268)	(137,200)	(897,007)	(1,345,171)
Increase (Decrease) in accounts payable	(505,246)	(195,334)	50,979	1,730	(11,132)	(47,499)	(706,502)
Increase (Decrease) in accrued compensation	-	-	2,807	5,623	1,074	102,729	112,233
Increase (Decrease) in other liabilities	-	-	-	-	37,005	(8,438)	28,567
Increase (Decrease) in claims payable	-	-	(194,060)	-	-	-	(194,060)
Increase (Decrease) in deferred inflows - pension related amounts	-	-	75,214	232,916	129,933	1,128,086	1,566,149
Net cash flows from operating activities	\$ 1,096,724	\$ 3,315,391	\$ (527,746)	\$ 273,249	\$ 110,295	\$ 574,833	\$ 4,842,746
RECONCILIATION OF CASH AND CASH EQUIVALENTS TO THE COMBINING STATEMENT OF NET POSITION							
Cash and investments - statement of net position	\$ 7,632,461	\$ 5,325,857	\$ 4,047,863	\$ 986,819	\$ 878,175	\$ 2,339,921	\$ 21,211,096
Restricted cash and investments - statement of net position	-	-	402,842	-	-	-	402,842
Cash and cash equivalents - end of year	\$ 7,632,461	\$ 5,325,857	\$ 4,450,705	\$ 986,819	\$ 878,175	\$ 2,339,921	\$ 21,613,938

(CONCLUDED)

THIS PAGE LEFT BLANK

FIDUCIARY FUNDS

CUSTODIAL FUNDS

Custodial funds are used to report fiduciary activities that are not required to be reported in pension (and other employee benefit) trust funds, investment trust funds, or private-purpose trust funds.

SHERIFF – MAIN JAIL - To account for the receipt of jail prisoner's personal cash.

SHERIFF'S DEPARTMENT PROCESSING FEE FUND - To account for the receipt and disbursement of collections by the Sheriff's Department for judicial actions against residents of the County.

PROPERTY TAX PAYMENTS DUE MUNICIPALITIES - To account for the receipt and disbursement of property tax payments by the County Treasurer for four local municipalities.

CLERK OF COURTS FUND - To account for the receipt and disbursement of court-ordered payments to third parties.

OTHER CUSTODIAL FUNDS - To account for the receipt and disbursement of funds for small items, such as unclaimed property, etc.

THIS PAGE LEFT BLANK

THIS PAGE LEFT BLANK

WAUKESHA COUNTY, WISCONSIN

COMBINING STATEMENT OF FIDUCIARY NET POSITION - CUSTODIAL FUNDS

December 31, 2022

	<u>Dog License Fund</u>	<u>Unclaimed Property Fund</u>	<u>Flexible Spending Account</u>	<u>District Attorney NSF Fund</u>	<u>Representative Payee Fund</u>
ASSETS					
Cash and investments	\$ -	\$ 310,491	\$ -	\$ 95,614	\$ 800,717
Total assets	<u>\$ -</u>	<u>\$ 310,491</u>	<u>\$ -</u>	<u>\$ 95,614</u>	<u>\$ 800,717</u>
LIABILITIES					
Accounts payable	\$ -	\$ -	\$ -	\$ 6,269	\$ -
Other liabilities	-	4,213	-	89,345	448,867
Due to other governments	-	-	-	-	-
Total liabilities	<u>\$ -</u>	<u>\$ 4,213</u>	<u>\$ -</u>	<u>\$ 95,614</u>	<u>\$ 448,867</u>
NET POSITION					
Restricted for:					
Individuals, organizations and other governments	\$ -	\$ 306,278	\$ -	\$ -	\$ 351,850
Total net position	<u>\$ -</u>	<u>\$ 306,278</u>	<u>\$ -</u>	<u>\$ -</u>	<u>\$ 351,850</u>

WAUKESHA COUNTY, WISCONSIN

COMBINING STATEMENT OF FIDUCIARY NET POSITION - CUSTODIAL FUNDS

December 31, 2022

<u>Sheriff Processing Fee</u>	<u>Defered Compensation Administration</u>	<u>DA ERAD Fund</u>	<u>Main Jail Fund</u>	<u>Municipal Property Tax Collections</u>	<u>Clerk of Courts Fund</u>	<u>Total Custodial Funds</u>
\$ 37,801	\$ -	\$ 8,970	\$ 212,290	\$ 67,888,652	\$ 7,910,616	\$ 77,265,151
<u>\$ 37,801</u>	<u>\$ -</u>	<u>\$ 8,970</u>	<u>\$ 212,290</u>	<u>\$ 67,888,652</u>	<u>\$ 7,910,616</u>	<u>\$ 77,265,151</u>
\$ -	\$ -	\$ -	\$ -	\$ -	\$ -	\$ 6,269
37,801	-	5,668	212,290	-	2,166,224	2,964,408
-	-	-	-	67,888,652	-	67,888,652
<u>\$ 37,801</u>	<u>\$ -</u>	<u>\$ 5,668</u>	<u>\$ 212,290</u>	<u>\$ 67,888,652</u>	<u>\$ 2,166,224</u>	<u>\$ 70,859,329</u>
\$ -	\$ -	\$ 3,302	\$ -	\$ -	\$ 5,744,392	\$ 6,405,822
<u>\$ -</u>	<u>\$ -</u>	<u>\$ 3,302</u>	<u>\$ -</u>	<u>\$ -</u>	<u>\$ 5,744,392</u>	<u>\$ 6,405,822</u>

WAUKESHA COUNTY, WISCONSIN

COMBINING STATEMENT OF CHANGES IN FIDUCIARY NET POSITION - CUSTODIAL FUNDS
For The Year Ended December 31, 2022

	Dog License Fund	Unclaimed Property Fund	Flexible Spending Account	District Attorney NSF Fund	Representative Payee Fund
ADDITIONS					
Property taxes collected for other governments	\$ -	\$ -	\$ -	\$ -	\$ -
Clerk of Courts trust account deposits	-	-	-	-	-
Miscellaneous	52,928	269,083	-	712,825	2,458,311
Total Additions	\$ 52,928	\$ 269,083	\$ -	\$ 712,825	\$ 2,458,311
DEDUCTIONS					
Property taxes paid to other governments	\$ -	\$ -	\$ -	\$ -	\$ -
Payments from Clerk of Courts trust accounts	-	-	-	-	-
Payments to individuals	-	86,233	-	734,096	2,371,000
ERAD grant payments	-	-	-	-	-
Administrative expense	52,928	-	-	-	-
Transfer to general fund	-	-	97,347	-	-
Total Deductions	\$ 52,928	\$ 86,233	\$ 97,347	\$ 734,096	\$ 2,371,000
Change in Fiduciary Net Position	-	182,850	(97,347)	(21,271)	87,311
Net Position - beginning of year	-	123,428	97,347	21,271	264,539
Net Position - end of year	\$ -	\$ 306,278	\$ -	\$ -	\$ 351,850

WAUKESHA COUNTY, WISCONSIN

COMBINING STATEMENT OF CHANGES IN FIDUCIARY NET POSITION - CUSTODIAL FUNDS
For The Year Ended December 31, 2022

Sheriff Processing Fee	Deferred Compensation Administration	DA ERAD Fund	Main Jail Fund	Municipal Property Tax Collections	Clerk of Courts Fund	Total Custodial Funds
\$ -	\$ -	\$ -	\$ -	\$ 167,584,567	\$ -	\$ 167,584,567
-	-	-	-	-	25,940,536	25,940,536
3,101,168	-	8,111	3,179,968	-	-	9,782,394
\$ 3,101,168	\$ -	\$ 8,111	\$ 3,179,968	\$ 167,584,567	\$ 25,940,536	\$ 203,307,497
\$ -	\$ -	\$ -	\$ -	\$ 167,584,567	\$ -	\$ 167,584,567
-	-	-	-	-	22,716,812	22,716,812
3,101,168	-	-	3,179,968	-	-	9,472,465
-	-	5,668	-	-	-	5,668
-	-	-	-	-	-	52,928
-	348,328	-	-	-	-	445,675
\$ 3,101,168	\$ 348,328	\$ 5,668	\$ 3,179,968	\$ 167,584,567	\$ 22,716,812	\$ 200,278,115
-	(348,328)	2,443	-	-	3,223,724	3,029,382
-	348,328	859	-	-	2,520,668	3,376,440
\$ -	\$ -	\$ 3,302	\$ -	\$ -	\$ 5,744,392	\$ 6,405,822

THIS PAGE LEFT BLANK

COMPONENT UNIT

BRIDGES LIBRARY SYSTEM FUND – To account for funds provided to maintain a member library system covering Waukesha and Jefferson counties

THIS PAGE LEFT BLANK

WAUKESHA COUNTY, WISCONSIN

BALANCE SHEET - COMPONENT UNIT

BRIDGES LIBRARY SYSTEM FUND

December 31, 2022

ASSETS	
Cash and investments	\$ 2,475,488
Due from other governments	27,934
Total assets	<u>\$ 2,503,422</u>
LIABILITIES	
Accounts payable	\$ 42,945
Due to other governments	4,300
Total liabilities	<u>\$ 47,245</u>
DEFERRED INFLOWS OF RESOURCES	
Deferred grant revenue	\$ 1,216,478
Total deferred inflows of resources	<u>\$ 1,216,478</u>
FUND BALANCES	
Restricted for library purposes	\$ 1,239,699
Total Fund Balances	<u>\$ 1,239,699</u>
Total Liabilities, Deferred Inflows of Resources and Fund Balances	<u>\$ 2,503,422</u>

WAUKESHA COUNTY, WISCONSIN

RECONCILIATION OF THE BALANCE SHEET
TO THE STATEMENT OF NET POSITION - COMPONENT UNIT
December 31, 2022

Total Fund Balance - Component Unit	\$ 1,239,699
Amounts reported for governmental activities in the Statement of Net Position are different because:	
Capital assets used in governmental activities are not financial resources and therefore are not reported as assets in governmental funds. (see Note 19)	22,255
Some liabilities, including compensated absences, are not due and payable in the current period, and are not reported in the fund. (See Note 19)	(44,898)
GASB 68 requires that the Component Unit's financial statements reflect its share of the net pension liability and related deferred inflows and outflows for the Wisconsin Retirement System	152,515
Total Net Position - Component Unit	<u><u>\$ 1,369,571</u></u>

WAUKESHA COUNTY, WISCONSIN

SCHEDULE OF REVENUES, EXPENDITURES AND CHANGES IN FUND BALANCE
BUDGET AND ACTUAL - COMPONENT UNIT - BRIDGES LIBRARY SYSTEM FUND
For The Year Ended December 31, 2022

	<u>Original Budget</u>	<u>Final Budget</u>	<u>Actual Amounts</u>	<u>Variance from Final Budget</u>
REVENUES				
Intergovernmental contracts/grants	\$ 1,542,902	\$ 1,542,902	\$ 1,562,107	\$ 19,205
Charges for services	954,083	954,083	975,560	21,477
Interdepartmental revenues	3,000	3,000	-	(3,000)
Investment earnings	16,000	16,000	23,255	7,255
Miscellaneous revenues	11,000	11,000	3,276	(7,724)
Total revenues	<u>2,526,985</u>	<u>2,526,985</u>	<u>2,564,198</u>	<u>37,213</u>
EXPENDITURES				
Environment, parks and education:				
Personnel	854,475	854,475	764,214	90,261
Operating	1,656,630	1,656,630	1,576,888	79,742
Interdepartmental charges	140,593	140,593	140,434	159
Total expenditures	<u>2,651,698</u>	<u>2,651,698</u>	<u>2,481,536</u>	<u>170,162</u>
Excess of Revenues Over (Under) Expenditures	(124,713)	(124,713)	82,662	207,375
OTHER FINANCING SOURCES				
Lease proceeds	-	-	107,528	107,528
Total other financing sources	<u>-</u>	<u>-</u>	<u>107,528</u>	<u>107,528</u>
Net change in fund balances	(124,713)	(124,713)	190,190	314,903
Fund Balance - January 1 - as restated	1,049,509	1,049,509	1,049,509	-
Fund Balance - December 31	<u>\$ 924,796</u>	<u>\$ 924,796</u>	<u>\$ 1,239,699</u>	<u>\$ 314,903</u>

WAUKESHA COUNTY, WISCONSIN

**RECONCILIATION OF THE STATEMENT OF REVENUES, EXPENDITURES AND CHANGES IN
FUND BALANCES TO THE STATEMENT OF ACTIVITIES - COMPONENT UNIT**

For The Year Ended December 31, 2022

Net change in fund balance - component unit	190,190
Restatement of opening component unit fund balance - implementation of GASB 87	(107,800)
Amounts reported for governmental activities in the Statement of Activities are different because:	
Governmental funds report capital outlays as expenditures. However, in the Statement of Activities, the cost of those assets is allocated over their estimated useful lives as depreciation expense. This is the amount by which capital assets and contributions exceeded depreciation in the current period. (see Note 19)	(42,161)
Some expenses in the Statement of Activities do not require the use of current financial resources and, therefore, are not reported as expenditures in the governmental funds. (see Note 19)	3,946
GASB 68 requires that the County's financial statements reflect its share of the net pension liability and related deferred inflows and outflows for the Wisconsin Retirement System.	45,600
Change in Net Position of Component Unit	<u>\$ 89,775</u>

GENERAL LONG TERM DEBT

THIS PAGE LEFT BLANK

THIS PAGE LEFT BLANK

WAUKESHA COUNTY, WISCONSIN

SCHEDULE OF LONG-TERM DEBT
December 31, 2022

<u>General Obligation Promissory Notes</u>	<u>Issue Date</u>	<u>Interest Rate %</u>
Series 2014	June 17, 2014	2.00 to 2.25
Series 2015	May 28, 2015	1.00 to 2.00
Series 2016	July 27, 2016	2.00 to 3.00
Series 2017	May 25, 2017	1.90 to 2.15
Series 2018	June 20, 2018	2.00 to 3.00
Series 2019	May 22, 2019	2.125 to 4.00
Series 2020	June 16, 2020	1.00 to 2.00
Series 2020 Refinance	July 27, 2020	0.85
Series 2021	May 18, 2021	1.00 to 2.00
Series 2022	June 14, 2022	3.00 to 4.00

Total General Obligation Promissory Notes

WAUKESHA COUNTY, WISCONSIN

SCHEDULE OF LONG-TERM DEBT
December 31, 2022

<u>Maturity Date</u>	<u>Original Principal</u>	<u>Payments Through December 31, 2022</u>	<u>Balance Outstanding</u>
April 1, 2024	\$ 10,000,000	\$ 8,000,000	\$ 2,000,000
April 1, 2025	10,000,000	6,500,000	3,500,000
April 1, 2026	11,500,000	5,830,000	5,670,000
April 1, 2027	10,000,000	3,400,000	6,600,000
April 1, 2028	12,500,000	3,100,000	9,400,000
April 1, 2029	17,500,000	3,100,000	14,400,000
April 1, 2030	18,000,000	2,100,000	15,900,000
April 1, 2023	10,513,000	8,539,000	1,974,000
April 1, 2031	12,000,000	800,000	11,200,000
April 1, 2032	11,300,000	-	11,300,000
	<u>\$ 123,313,000</u>	<u>\$ 41,369,000</u>	<u>\$ 81,944,000</u>

WAUKESHA COUNTY, WISCONSIN

SCHEDULE OF DEBT SERVICE REQUIREMENTS
December 31, 2022

Note Title	2023	2024	2025	2026
GENERAL OBLIGATION PROMISSORY NOTES OF 2014				
Principal	\$ 1,200,000	\$ 800,000	\$ -	\$ -
Interest	31,500	9,000	-	-
GENERAL OBLIGATION PROMISSORY NOTES OF 2015				
Principal	1,500,000	1,200,000	800,000	-
Interest	55,000	28,000	8,000	-
GENERAL OBLIGATION PROMISSORY NOTES OF 2016				
Principal	1,360,000	1,395,000	1,435,000	1,480,000
Interest	99,800	72,250	43,950	14,800
GENERAL OBLIGATION PROMISSORY NOTES OF 2017				
Principal	1,500,000	1,600,000	1,300,000	1,200,000
Interest	117,800	86,800	58,450	33,800
GENERAL OBLIGATION PROMISSORY NOTES OF 2018				
Principal	1,300,000	1,700,000	1,900,000	1,700,000
Interest	262,500	217,500	163,500	109,500
GENERAL OBLIGATION PROMISSORY NOTES OF 2019				
Principal	1,400,000	2,200,000	2,300,000	2,300,000
Interest	364,125	310,125	242,625	173,625
GENERAL OBLIGATION PROMISSORY NOTES OF 2020				
Principal	1,400,000	1,800,000	2,000,000	2,100,000
Interest	270,250	250,250	226,500	193,000
GENERAL OBLIGATION REFINANCING NOTES OF 2020				
Principal	1,974,000	-	-	-
Interest	8,390	-	-	-
GENERAL OBLIGATION PROMISSORY NOTES OF 2021				
Principal	1,000,000	1,200,000	1,200,000	1,200,000
Interest	160,000	138,000	118,500	105,000
GENERAL OBLIGATION PROMISSORY NOTES OF 2022				
Principal	1,150,000	1,160,000	1,160,000	1,160,000
Interest	413,000	366,800	320,400	274,000
Total Principal	13,784,000	13,055,000	12,095,000	11,140,000
Total Interest	1,782,365	1,478,725	1,181,925	903,725
Total Payments By Year	<u>\$ 15,566,365</u>	<u>\$ 14,533,725</u>	<u>\$ 13,276,925</u>	<u>\$ 12,043,725</u>

WAUKESHA COUNTY, WISCONSIN

SCHEDULE OF DEBT SERVICE REQUIREMENTS
December 31, 2022

<u>2027</u>	<u>2028</u>	<u>2029</u>	<u>2030</u>	<u>2031</u>	<u>2032</u>	<u>Totals</u>
\$ -	\$ -	\$ -	\$ -	\$ -	\$ -	\$ 2,000,000
-	-	-	-	-	-	40,500
-	-	-	-	-	-	3,500,000
-	-	-	-	-	-	91,000
-	-	-	-	-	-	5,670,000
-	-	-	-	-	-	230,800
1,000,000	-	-	-	-	-	6,600,000
10,750	-	-	-	-	-	307,600
1,500,000	1,300,000	-	-	-	-	9,400,000
61,500	19,500	-	-	-	-	834,000
2,200,000	2,100,000	1,900,000	-	-	-	14,400,000
115,750	68,750	22,563	-	-	-	1,297,563
2,500,000	2,300,000	2,200,000	1,600,000	-	-	15,900,000
147,000	99,000	54,000	16,000	-	-	1,256,000
-	-	-	-	-	-	1,974,000
-	-	-	-	-	-	8,390
1,500,000	1,600,000	1,400,000	1,400,000	700,000	-	11,200,000
87,750	64,500	42,000	21,000	5,250	-	742,000
1,160,000	1,260,000	1,350,000	1,300,000	1,100,000	500,000	11,300,000
227,600	179,200	127,000	74,000	31,500	7,500	2,021,000
9,860,000	8,560,000	6,850,000	4,300,000	1,800,000	500,000	81,944,000
650,350	430,950	245,563	111,000	36,750	7,500	6,828,853
<u>\$ 10,510,350</u>	<u>\$ 8,990,950</u>	<u>\$ 7,095,563</u>	<u>\$ 4,411,000</u>	<u>\$ 1,836,750</u>	<u>\$ 507,500</u>	<u>\$ 88,772,853</u>

THIS PAGE LEFT BLANK

**CAPITAL ASSETS USED IN THE OPERATION OF
GOVERNMENTAL FUNDS**

THIS PAGE LEFT BLANK

WAUKESHA COUNTY, WISCONSIN

CAPITAL ASSETS USED IN THE OPERATION OF GOVERNMENTAL FUNDS

December 31, 2022

GENERAL CAPITAL ASSETS:

Land	\$	61,884,570
Buildings		252,834,729
Improvements Other Than Buildings		27,468,607
Infrastructure		314,853,620
Machinery & Equipment		17,568,552
Software		12,372,046
Vehicles		1,158,467
Construction In Progress		28,146,737
Total General Capital Assets	\$	<u>716,287,328</u>

This schedule presents only the capital asset balances related to governmental funds. Accordingly, the capital assets reported in internal service funds are excluded from the above amounts. Generally, capital assets of internal service funds are included as governmental activities in the Statement of Net Position.

WAUKESHA COUNTY, WISCONSIN

CAPITAL ASSETS USED IN THE OPERATION OF GOVERNMENTAL FUNDS
SCHEDULE BY FUNCTION AND ACTIVITY
For The Year Ended December 31, 2022

Function and Activity	General Capital Assets Dec 31, 2021	Additions	Deletions	General Capital Assets Dec 31, 2022
JUSTICE AND PUBLIC SAFETY				
District Attorney	\$ 12,551	\$ -	\$ -	\$ 12,551
Emergency Preparedness	4,502,534	17,855	-	4,520,389
Clerk of Courts	42,720,032	1,347,096	-	44,067,128
Medical Examiner	1,049,660	-	-	1,049,660
Sheriff	64,005,730	113,204	160,617	63,958,317
Total Justice & Public Safety	112,290,507	1,478,155	160,617	113,608,045
HEALTH AND HUMAN SERVICES	43,210,495	6,214	1,000	43,215,709
ENVIRONMENT, PARKS AND EDUCATION				
University of Wisconsin-Extension	15,827	-	-	15,827
Register of Deeds	5,312,699	-	-	5,312,699
Parks and Land Use	69,007,180	1,560,949	50,063	70,518,066
Total Environment, Parks & Education	74,335,706	1,560,949	50,063	75,846,592
PUBLIC WORKS	424,522,796	8,280,256	561,709	432,241,343
GENERAL GOVERNMENT				
County Executive	34,640	-	-	34,640
County Board	76,670	-	-	76,670
County Clerk	11,494	-	-	11,494
County Treasurer	1,112,439	-	-	1,112,439
Department of Administration	21,356,237	1,698,409	1,189,935	21,864,711
Corporation Counsel	128,948	-	-	128,948
Total General Administration	22,720,428	1,698,409	1,189,935	23,228,902
CONSTRUCTION IN PROGRESS	25,440,554	8,496,170	5,789,987	28,146,737
TOTAL GENERAL CAPITAL ASSETS	\$ 702,520,486	\$ 21,520,153	\$ 7,753,311	\$ 716,287,328

This schedule presents only the capital asset balances related to governmental funds. Accordingly, the capital assets reported in internal service funds are excluded from the above amounts. Generally, capital assets of internal service funds are included as governmental activities in the Statement of Net Position.

WAUKESHA COUNTY
CAPITAL ASSETS USED IN THE OPERATION OF GOVERNMENTAL FUNDS
SCHEDULE OF GENERAL CAPITAL ASSETS BY FUNCTION AND ACTIVITY
December 31, 2022

Function and Activity	Land	Building	Improvements Other Than Buildings	Infrastructure	Machinery and Equipment	Software	Vehicles	Construction In Progress	Totals
JUSTICE AND PUBLIC SAFETY									
District Attorney	\$ -	\$ -	\$ -	\$ -	\$ 12,551	\$ -	\$ -	\$ -	\$ 12,551
Emergency Preparedness	-	3,088,716	-	-	541,113	406,800	483,760	-	4,520,389
Clerk of Courts	-	43,017,590	-	-	1,049,538	-	-	-	44,067,128
Medical Examiner	-	1,043,531	-	-	6,129	-	-	-	1,049,660
Sheriff	-	59,562,375	6,595	-	3,689,727	24,913	674,707	-	63,958,317
Total Justice & Public Safety	-	106,712,212	6,595	-	5,299,058	431,713	1,158,467	-	113,608,045
HEALTH AND HUMAN SERVICES	-	40,677,635	-	-	107,923	2,430,151	-	-	43,215,709
ENVIRONMENT, PARKS AND EDUCATION									
University of Wisconsin-Extension	-	-	-	-	15,827	-	-	-	15,827
Register of Deeds	-	59,275	-	-	3,737,069	1,516,355	-	-	5,312,699
Parks and Land Use	22,569,672	22,440,722	23,346,968	-	1,800,095	360,609	-	-	70,518,066
Total Environment, Parks & Education	22,569,672	22,499,997	23,346,968	-	5,552,991	1,876,964	-	-	75,846,592
PUBLIC WORKS	39,314,898	71,821,031	4,088,166	314,853,620	1,726,928	436,700	-	-	432,241,343
GENERAL ADMINISTRATION									
County Executive	-	-	-	-	34,640	-	-	-	34,640
County Board	-	-	-	-	-	76,670	-	-	76,670
County Clerk	-	-	-	-	11,494	-	-	-	11,494
County Treasurer	-	-	-	-	294,644	817,795	-	-	1,112,439
Department of Administration	-	10,999,906	26,878	-	4,535,874	6,302,053	-	-	21,864,711
Corporation Counsel	-	123,948	-	-	5,000	-	-	-	128,948
Total General Administration	-	11,123,854	26,878	-	4,881,652	7,196,518	-	-	23,228,902
CONSTRUCTION IN PROGRESS	-	-	-	-	-	-	-	28,146,737	28,146,737
Total General Capital Assets	\$ 61,884,570	\$ 252,834,729	\$ 27,468,607	\$ 314,853,620	\$ 17,568,552	\$ 12,372,046	\$ 1,158,467	\$ 28,146,737	\$ 716,287,328

This schedule presents only the capital asset balances related to governmental funds. Accordingly, the capital assets reported in internal service funds are excluded from the above amounts. Generally, capital assets of internal service funds are included as governmental activities in the Statement of Net Position.

WAUKESHA COUNTY, WISCONSIN

ACCUMULATED DEPRECIATION OF CAPITAL ASSETS USED IN THE OPERATION OF GOVERNMENTAL FUNDS
 SCHEDULE BY FUNCTION AND ACTIVITY
 For The Year Ended December 31, 2022

<u>Function and Activity</u>	<u>Accumulated Depreciation Dec. 31, 2021</u>	<u>Additions</u>	<u>Deletions</u>	<u>Accumulated Depreciation Dec. 31, 2022</u>
JUSTICE AND PUBLIC SAFETY				
District Attorney	\$ 7,651	\$ 1,400	\$ -	\$ 9,051
Emergency Preparedness	1,434,029	139,727	-	1,573,756
Clerk of Courts	6,236,007	1,031,262	-	7,267,269
Medical Examiner	306,143	26,088	-	332,231
Sheriff	35,166,082	1,667,475	160,617	36,672,940
Total Justice & Public Safety	43,149,912	2,865,952	160,617	45,855,247
HEALTH AND HUMAN SERVICES	14,432,734	1,522,758	588	15,954,904
ENVIRONMENT, PARKS AND EDUCATION				
University of Wisconsin-Extension	15,826	-	-	15,826
Register of Deeds	4,914,850	251,424	-	5,166,274
Parks and Land Use	30,738,537	1,608,363	50,063	32,296,837
Total Environment, Parks & Education	35,669,213	1,859,787	50,063	37,478,937
PUBLIC WORKS	193,710,821	10,161,919	557,433	203,315,307
GENERAL GOVERNMENT				
County Executive	34,640	-	-	34,640
County Board	53,669	15,334	-	69,003
County Clerk	6,099	1,199	-	7,298
County Treasurer	1,112,439	-	-	1,112,439
Department of Administration	15,987,725	967,327	1,189,935	15,765,117
Corporation Counsel	83,839	3,099	-	86,938
Total General Administration	17,278,411	986,959	1,189,935	17,075,435
TOTAL ACCUMULATED DEPRECIATION	\$ 304,241,091	\$ 17,397,375	\$ 1,958,636	\$ 319,679,830

STATISTICAL SECTION

This part of Waukesha County's annual comprehensive financial report presents detailed information as a context for understanding what the information in the financial statements, note disclosures, and required supplementary information says about the county's overall financial health.

FINANCIAL TRENDS – TABLES 1-4

These schedules contain trend information to help the reader understand how the county's financial performance and well-being have changed over time.

REVENUE CAPACITY – TABLES 5-8

These schedules contain information to help the reader assess the county's most significant local revenue source, the property tax.

DEBT CAPACITY – TABLES 9-11

These schedules present information to help the reader assess the affordability of the county's current levels of outstanding debt and the county's ability to issue additional debt in the future.

DEMOGRAPHIC AND ECONOMIC INFORMATION – TABLES 12-13

These schedules offer demographic and economic indicators to help the reader understand the environment within which the county's financial activities take place.

OPERATING INFORMATION – TABLES 14-16

These schedules contain service and infrastructure data to help the reader understand how the information in the county's financial report relates to the services the county provides and the activities it performs.

Sources: Unless otherwise noted, the information in these schedules is derived from the annual comprehensive financial reports for the relevant year. The County implemented GASB Statement 34 in 2002.

THIS PAGE LEFT BLANK

THIS PAGE LEFT BLANK

WAUKESHA COUNTY, WISCONSIN

TABLE 1
NET POSITION BY COMPONENT
LAST TEN FISCAL YEARS
(Accrual Basis of Accounting)

	2013	2014	2015	2016
Governmental activities				
Net investment in capital assets	\$ 289,131,520	\$ 302,395,863	\$ 306,112,400	\$ 311,912,426
Restricted	21,800,178	21,206,029	36,013,000	17,831,293
Unrestricted	91,575,464	88,686,232	104,634,861	115,480,294
Total governmental activities net position	<u>\$ 402,507,162</u>	<u>\$ 412,288,124</u>	<u>\$ 446,760,261</u>	<u>\$ 445,224,013</u>
Business-type activities				
Net investment in capital assets	\$ 25,828,208	\$ 30,795,267	\$ 42,453,198	\$ 41,934,747
Restricted	-	-	315,692	-
Unrestricted	20,805,814	19,880,902	16,498,376	14,616,769
Total business-type activities net position	<u>\$ 46,634,022</u>	<u>\$ 50,676,169</u>	<u>\$ 59,267,266</u>	<u>\$ 56,551,516</u>
Primary government				
Net investment in capital assets	\$ 314,959,728	\$ 333,191,130	\$ 348,565,598	\$ 353,847,173
Restricted	21,800,178	21,206,029	36,328,692	17,831,293
Unrestricted	112,381,278	108,567,134	121,133,237	130,097,063
Total primary government net position	<u>\$ 449,141,184</u>	<u>\$ 462,964,293</u>	<u>\$ 506,027,527</u>	<u>\$ 501,775,529</u>

Note: Bridges Library System was recognized as a component unit of the County in 2018 and is excluded from figures.

WAUKESHA COUNTY, WISCONSIN

TABLE 1
NET POSITION BY COMPONENT
LAST TEN FISCAL YEARS
(Accrual Basis of Accounting)

2017	2018	2019	2020	2021	2022
\$ 314,377,474	\$ 311,808,558	\$ 313,835,865	\$ 319,704,387	\$ 327,917,196	\$ 329,249,602
16,406,054	32,134,271	14,222,383	37,809,747	53,989,855	67,387,351
111,575,462	89,857,221	98,722,224	88,553,341	84,033,117	84,873,978
<u>\$ 442,358,990</u>	<u>\$ 433,800,050</u>	<u>\$ 426,780,472</u>	<u>\$ 446,067,475</u>	<u>\$ 465,940,168</u>	<u>\$ 481,510,931</u>
\$ 41,101,687	\$ 39,545,755	\$ 38,093,233	\$ 35,734,016	\$ 33,329,202	\$ 31,633,795
-	367,754	-	403,739	753,421	860,057
13,736,131	12,251,214	11,459,672	12,115,311	13,262,715	13,763,304
<u>\$ 54,837,818</u>	<u>\$ 52,164,723</u>	<u>\$ 49,552,905</u>	<u>\$ 48,253,066</u>	<u>\$ 47,345,338</u>	<u>\$ 46,257,156</u>
\$ 355,479,161	\$ 351,354,313	\$ 351,929,098	\$ 355,438,403	\$ 361,246,398	\$ 360,883,397
16,406,054	32,502,025	14,222,383	38,213,486	54,743,276	68,247,408
125,311,593	102,108,435	110,181,896	100,668,652	97,295,832	98,637,282
<u>\$ 497,196,808</u>	<u>\$ 485,964,773</u>	<u>\$ 476,333,377</u>	<u>\$ 494,320,541</u>	<u>\$ 513,285,506</u>	<u>\$ 527,768,087</u>

WAUKESHA COUNTY, WISCONSIN

TABLE 2
CHANGES IN NET POSITION
LAST TEN FISCAL YEARS
(Accrual Basis of Accounting)

	2013	2014	2015	2016
Expenses				
Governmental Activities:				
Justice and Public Safety	\$ 57,865,553	\$ 58,631,729	\$ 59,260,831	\$ 62,630,595
Health and Human Services	71,005,269	71,813,044	74,719,517	78,412,414
Environment, Parks & Education	26,277,129	23,638,671	24,055,663	24,494,369
Public Works	28,519,158	29,786,439	31,486,640	33,437,460
General Government	15,849,099	14,950,967	15,490,433	17,437,733
Interest and Fiscal Charges	2,038,738	1,706,645	1,623,250	1,452,721
Total governmental activities expenses	<u>201,554,946</u>	<u>200,527,495</u>	<u>206,636,334</u>	<u>217,865,292</u>
Business-type Activities:				
Radio services	398,840	2,156,629	374,474	408,969
Golf courses	3,153,650	3,100,553	3,224,662	2,999,998
Ice arenas	1,207,977	1,250,048	1,265,648	1,318,946
Materials recovery facility	2,357,619	2,361,837	4,694,147	4,353,497
Airport	1,808,523	1,803,000	1,974,641	2,172,504
Total business-type activities expenses	<u>8,926,609</u>	<u>10,672,067</u>	<u>11,533,572</u>	<u>11,253,914</u>
Total primary government expenses	<u>\$ 210,481,555</u>	<u>\$ 211,199,562</u>	<u>\$ 218,169,906</u>	<u>\$ 229,119,206</u>
Program Revenues				
Governmental Activities:				
Charges for services				
Justice and public safety	\$ 11,509,340	\$ 11,456,678	\$ 12,090,429	\$ 12,367,416
Health and human services	8,949,650	8,640,448	8,965,235	9,043,166
Environment, parks and education	8,667,204	7,984,708	8,660,938	8,858,429
Public works	5,940,593	6,588,211	7,077,740	6,995,552
General government	4,827,900	5,052,051	4,851,902	4,953,995
Operating grants and contributions				
Justice and public safety	2,484,817	2,483,115	2,655,427	3,236,217
Health and human services	32,455,618	34,013,280	37,840,137	38,121,033
Environment, parks and education	6,758,958	3,456,381	5,196,247	4,328,554
Public works	4,449,344	4,879,589	5,297,360	6,655,262
General government	2,757,796	2,783,058	713,490	746,275
Capital grants and contributions				
Justice and public safety	-	-	-	-
Environment, parks and education	-	1,411,991	-	1,615,624
Public works	6,248,796	10,461,844	1,136,157	71,022
General government	-	-	36,440	36,440
Total governmental activities program revenues	<u>95,050,016</u>	<u>99,211,354</u>	<u>94,521,502</u>	<u>97,028,985</u>
Business-type Activities:				
Charges for services				
Radio services	471,885	469,326	628,989	743,418
Golf courses	2,680,873	2,740,941	3,065,012	2,951,671
Ice arenas	1,039,349	1,056,046	1,029,811	1,015,374
Materials recovery facility	1,189,428	1,118,216	1,727,774	2,123,986
Airport	747,358	792,278	741,076	804,479
Operating grants and contributions				
Radio services	-	-	-	-
Golf courses	-	-	-	-
Ice arenas	-	-	-	-
Materials recovery facility	948,963	947,620	947,831	1,086,894
Airport	-	-	-	-
Capital grants and contributions				
Radio services	-	-	1,600,000	-
Ice arenas	-	-	6,500	-
Airport	1,330,518	-	9,146,289	-
Total business-type activities program revenues	<u>8,408,374</u>	<u>7,124,427</u>	<u>18,893,282</u>	<u>8,725,822</u>
Total primary government program revenues	<u>\$ 103,458,390</u>	<u>\$ 106,335,781</u>	<u>\$ 113,414,784</u>	<u>\$ 105,754,807</u>
Net (Expense) Revenue				
Governmental activities	\$ (106,504,930)	\$ (101,316,141)	\$ (112,114,832)	\$ (120,836,307)
Business-type activities	(518,235)	(3,547,640)	7,359,710	(2,528,092)
Total primary government net expense	<u>\$ (107,023,165)</u>	<u>\$ (104,863,781)</u>	<u>\$ (104,755,122)</u>	<u>\$ (123,364,399)</u>

Note: The County implemented GASB Statement 63 in 2012

Note: Bridges Library System was recognized as a component unit of the County in 2018 and is excluded from figures.

WAUKESHA COUNTY, WISCONSIN

TABLE 2
CHANGES IN NET POSITION
LAST TEN FISCAL YEARS
(Accrual Basis of Accounting)

2017	2018	2019	2020	2021	2022
\$ 64,390,230	\$ 64,383,283	\$ 68,235,150	\$ 65,043,411	\$ 62,915,292	\$ 63,841,506
77,324,688	78,812,001	83,519,429	86,215,388	87,862,796	85,624,936
24,275,111	26,983,410	27,428,664	25,452,794	30,227,477	28,224,817
33,752,890	37,670,803	36,796,894	33,811,113	36,651,049	37,483,801
18,841,337	21,848,512	19,695,741	24,090,124	19,220,996	17,704,032
1,483,300	1,380,541	1,500,782	1,340,064	1,453,145	1,485,657
<u>220,067,556</u>	<u>231,078,550</u>	<u>237,176,660</u>	<u>235,952,894</u>	<u>238,330,755</u>	<u>234,364,749</u>
345,162	401,660	416,407	786,853	1,077,702	1,234,729
3,159,386	3,158,105	3,184,732	3,326,972	2,873,929	2,128,139
1,369,575	1,294,141	1,261,778	1,256,069	1,165,515	1,281,743
4,393,321	4,437,966	3,946,090	3,336,442	3,166,868	3,042,377
2,235,119	2,206,905	2,263,224	2,144,616	2,118,434	2,357,006
<u>11,502,563</u>	<u>11,498,777</u>	<u>11,072,231</u>	<u>10,850,952</u>	<u>10,402,448</u>	<u>10,043,994</u>
<u>\$ 231,570,119</u>	<u>\$ 242,577,327</u>	<u>\$ 248,248,891</u>	<u>\$ 246,803,846</u>	<u>\$ 248,733,203</u>	<u>\$ 244,408,743</u>
\$ 13,022,915	\$ 13,233,802	\$ 13,207,395	\$ 13,127,764	\$ 14,730,262	\$ 14,646,685
11,207,298	10,647,738	9,559,198	7,966,654	9,717,020	9,257,377
9,123,275	8,416,075	9,056,746	10,103,907	11,821,683	10,064,338
6,891,906	7,635,052	7,819,773	7,832,201	8,064,700	9,231,662
6,081,705	6,119,867	5,864,996	6,035,187	6,381,841	5,873,433
3,098,903	3,036,150	3,083,746	4,801,767	3,275,250	5,635,687
36,250,432	37,843,693	39,573,233	48,815,246	52,597,227	50,638,917
4,036,994	2,832,202	4,307,873	5,205,492	9,989,095	8,207,614
6,635,887	7,245,390	5,947,302	6,826,953	7,152,442	6,477,157
771,064	812,614	795,235	3,758,062	1,529,259	3,756,811
-	12,500	15,000	-	-	-
-	-	555,250	99,742	-	-
-	2,348,955	3,778,358	6,644,073	8,504,530	4,486,633
36,440	-	-	-	-	-
<u>97,156,819</u>	<u>100,184,038</u>	<u>103,564,105</u>	<u>121,217,048</u>	<u>133,763,309</u>	<u>128,276,314</u>
615,512	837,945	712,831	762,354	758,166	453,578
2,868,926	2,617,179	2,876,626	3,712,513	2,416,363	2,437,390
1,111,015	1,049,688	1,040,530	1,034,053	1,006,614	1,210,135
2,401,167	1,774,443	1,092,601	1,221,539	2,188,509	1,644,719
900,618	971,555	1,035,757	1,037,798	1,121,735	1,215,501
-	-	-	-	-	-
-	-	2,276	2,693	2,567	55,019
-	-	-	2,086	1,067	-
1,185,023	1,121,442	1,380,505	1,412,096	1,288,416	1,200,912
-	-	-	1,759	241,611	375
-	-	-	-	-	-
-	-	-	-	-	-
<u>9,082,261</u>	<u>8,372,252</u>	<u>8,141,126</u>	<u>9,186,891</u>	<u>9,025,048</u>	<u>8,217,629</u>
<u>\$ 106,239,080</u>	<u>\$ 108,556,290</u>	<u>\$ 111,705,231</u>	<u>\$ 130,403,939</u>	<u>\$ 142,788,357</u>	<u>\$ 136,493,943</u>
\$ (122,910,737)	\$ (130,894,512)	\$ (133,612,555)	\$ (114,735,846)	\$ (104,567,446)	\$ (106,088,435)
(2,420,302)	(3,126,525)	(2,931,105)	(1,664,061)	(1,377,400)	(1,826,365)
<u>\$ (125,331,039)</u>	<u>\$ (134,021,037)</u>	<u>\$ (136,543,660)</u>	<u>\$ (116,399,907)</u>	<u>\$ (105,944,846)</u>	<u>\$ (107,914,800)</u>

WAUKESHA COUNTY, WISCONSIN

TABLE 2
CHANGES IN NET POSITION
LAST TEN FISCAL YEARS
(Accrual Basis of Accounting)

	2013	2014	2015	2016
General Revenues and Other Changes in Net Position				
Governmental Activities:				
Property taxes	\$ 104,327,330	\$ 105,058,189	\$ 105,874,938	\$ 106,246,130
Intergovernmental revenues	1,773,883	1,777,620	1,747,186	1,725,267
Investment earnings (loss)	(1,124,081)	3,888,387	1,482,620	1,830,979
Miscellaneous	6,932,258	6,581,603	6,565,763	8,181,785
Gains on disposal/sale of capital assets	407,419	1,141,804	323,531	894,898
Transfers	(142,500)	(7,350,500)	210,925	421,000
Total governmental activities	112,174,309	111,097,103	116,204,963	119,300,059
Business-type Activities:				
Property taxes	192,563	192,563	162,563	152,717
Investment earnings	20,643	16,199	13,465	15,182
Miscellaneous	373,311	30,525	35,654	65,443
Gains on disposal/sale of capital assets	-	-	593,776	-
Transfers	142,500	7,350,500	(210,925)	(421,000)
Total business-type activities	729,017	7,589,787	594,533	(187,658)
Total primary government	112,903,326	118,686,890	116,799,496	119,112,401
Change in Net Position				
Governmental Activities	\$ 5,669,379	\$ 9,780,962	\$ 4,090,131	\$ (1,536,248)
Business-type Activities	210,782	4,042,147	7,954,243	(2,715,750)
Total primary government	\$ 5,880,161	\$ 13,823,109	\$ 12,044,374	\$ (4,251,998)

WAUKESHA COUNTY, WISCONSIN

TABLE 2
CHANGES IN NET POSITION
LAST TEN FISCAL YEARS
(Accrual Basis of Accounting)

2017	2018	2019	2020	2021	2022
\$ 107,175,895	\$ 108,460,927	\$ 109,281,104	\$ 112,442,683	\$ 113,249,967	\$ 114,874,170
1,783,002	1,799,157	2,568,439	2,545,067	2,532,933	2,270,465
2,330,296	2,633,444	6,929,919	5,796,818	(958,705)	(7,602,432)
8,566,882	10,053,071	7,648,129	12,368,853	9,254,518	11,569,199
654,639	531,338	165,386	1,069,428	647,532	547,796
(465,000)	(277,330)	-	(200,000)	(286,106)	-
<u>120,045,714</u>	<u>123,200,607</u>	<u>126,592,977</u>	<u>134,022,849</u>	<u>124,440,139</u>	<u>121,659,198</u>
122,563	92,563	62,563	-	-	-
14,222	14,831	127,250	63,332	42,306	624,002
104,819	68,706	129,474	100,890	141,260	111,796
-	-	-	-	-	2,385
465,000	277,330	-	200,000	286,106	-
<u>706,604</u>	<u>453,430</u>	<u>319,287</u>	<u>364,222</u>	<u>469,672</u>	<u>738,183</u>
<u>120,752,318</u>	<u>123,654,037</u>	<u>126,912,264</u>	<u>134,387,071</u>	<u>124,909,811</u>	<u>122,397,381</u>
\$ (2,865,023)	\$ (7,693,905)	\$ (7,019,578)	\$ 19,287,003	\$ 19,872,693	\$ 15,570,763
(1,713,698)	(2,673,095)	(2,611,818)	(1,299,839)	(907,728)	(1,088,182)
<u>\$ (4,578,721)</u>	<u>\$ (10,367,000)</u>	<u>\$ (9,631,396)</u>	<u>\$ 17,987,164</u>	<u>\$ 18,964,965</u>	<u>\$ 14,482,581</u>

WAUKESHA COUNTY, WISCONSIN

TABLE 3
FUND BALANCES
GOVERNMENTAL FUNDS
LAST TEN FISCAL YEARS
(Modified Accrual Basis of Accounting)

	<u>2013</u>	<u>2014</u>	<u>2015</u>	<u>2016</u>
General Fund				
Nonspendable	\$ 9,796,827	\$ 8,236,967	\$ 7,692,058	\$ 8,141,049
Restricted	189,992	190,357	190,694	190,896
Committed	4,500,000	500,000	500,000	500,000
Assigned	13,146,819	7,331,036	8,404,289	10,609,489
Unassigned	<u>34,282,890</u>	<u>38,582,848</u>	<u>40,305,268</u>	<u>39,286,633</u>
Total General Fund	<u>\$ 61,916,528</u>	<u>\$ 54,841,208</u>	<u>\$ 57,092,309</u>	<u>\$ 58,728,067</u>
All Other Governmental Funds				
Nonspendable	\$ 120,310	\$ 293,537	\$ 662,006	\$ 56,623
Restricted	13,789,989	12,973,160	14,599,489	15,544,069
Committed	18,196,563	24,386,974	21,447,627	20,810,118
Assigned	27,958	9,681	22,000	11,065
Unassigned (deficit)	<u>-</u>	<u>-</u>	<u>-</u>	<u>-</u>
Total All Other Governmental Funds	<u>\$ 32,134,820</u>	<u>\$ 37,663,352</u>	<u>\$ 36,731,122</u>	<u>\$ 36,421,875</u>
Total All Governmental Funds	<u>\$ 94,051,348</u>	<u>\$ 92,504,560</u>	<u>\$ 93,823,431</u>	<u>\$ 95,149,942</u>

Note: Bridges Library System was recognized as a component unit of the County in 2018 and is excluded from figures.

WAUKESHA COUNTY, WISCONSIN

TABLE 3
 FUND BALANCES
 GOVERNMENTAL FUNDS
 LAST TEN FISCAL YEARS
 (Modified Accrual Basis of Accounting)

2017	2018	2019	2020	2021	2022
\$ 7,085,343	\$ 6,806,533	\$ 7,437,460	\$ 6,335,083	\$ 6,197,176	\$ 6,956,320
190,972	194,585	198,547	1,530,575	1,690,239	1,693,211
500,000	500,000	513,061	513,061	532,316	532,316
10,109,132	10,751,505	7,772,908	7,417,823	12,498,717	10,711,421
<u>42,422,597</u>	<u>42,415,875</u>	<u>45,739,386</u>	<u>54,156,433</u>	<u>53,012,774</u>	<u>49,807,478</u>
<u>\$ 60,308,044</u>	<u>\$ 60,668,498</u>	<u>\$ 61,661,362</u>	<u>\$ 69,952,975</u>	<u>\$ 73,931,222</u>	<u>\$ 69,700,746</u>
\$ 194,005	\$ 699,383	\$ 456,209	\$ 764,927	\$ 667,416	\$ 5,588,260
11,887,519	15,027,890	19,062,279	18,901,870	9,720,623	13,986,616
22,620,582	24,233,744	25,973,717	26,559,592	25,442,386	23,306,959
32,412	6,501	98,916	119,192	183,289	267,008
-	-	-	-	-	(3,993,814)
<u>\$ 34,734,518</u>	<u>\$ 39,967,518</u>	<u>\$ 45,591,121</u>	<u>\$ 46,345,581</u>	<u>\$ 36,013,714</u>	<u>\$ 39,155,029</u>
<u>\$ 95,042,562</u>	<u>\$ 100,636,016</u>	<u>\$ 107,252,483</u>	<u>\$ 116,298,556</u>	<u>\$ 109,944,936</u>	<u>\$ 108,855,775</u>

WAUKESHA COUNTY, WISCONSIN

TABLE 4
CHANGES IN FUND BALANCES
GOVERNMENTAL FUNDS
LAST TEN FISCAL YEARS
(Modified Accrual Basis of Accounting)

	2013	2014	2015	2016
Revenues				
Intergovernmental contracts/grants	\$ 55,699,895	\$ 56,874,590	\$ 59,692,009	\$ 60,929,499
Property taxes	99,969,581	100,907,976	102,239,114	104,282,428
Fines and licenses	3,383,551	3,363,251	3,525,225	3,620,619
Charges for services	24,751,183	23,286,842	25,024,774	24,858,230
Interdepartmental revenues	3,897,903	3,964,255	4,106,396	4,165,466
Investment earnings (losses)	(1,458,150)	3,603,801	1,173,633	1,548,008
Miscellaneous	11,849,943	12,904,073	10,873,871	13,055,465
Total revenues	198,093,906	204,904,788	206,635,022	212,459,715
Expenditures				
Justice and public safety	56,078,311	56,748,498	56,927,583	58,145,429
Health and human services	69,917,572	69,713,751	73,463,278	76,218,681
Environment, parks and education	23,757,300	21,042,801	22,041,356	22,138,207
Public works	22,263,694	22,282,789	22,007,379	23,225,360
General government	10,406,087	10,481,429	10,169,605	11,913,735
Capital outlay	28,628,948	15,057,022	16,708,739	17,688,857
Debt service				
Principal	16,980,000 (b)	16,520,000 (c)	12,635,000	12,705,000
Interest	2,040,889	1,897,312	1,800,805	1,648,616
Total expenditures	230,072,801	213,743,602	215,753,745	223,683,885
Excess of revenues over (under) expenditures	(31,978,895)	(8,838,814)	(9,118,723)	(11,224,170)
Other Financing Sources (Uses)				
General obligation notes issued	21,550,000	14,255,000	10,000,000	11,500,000
Premium on general obligation notes issued	455,878	189,411	185,596	430,903
Transfers in	2,662,207	8,672,021	2,263,704	2,989,192
Transfers out	(3,447,861)	(15,824,406)	(2,011,706)	(2,369,414)
Total other financing sources (uses)	21,220,224	7,292,026	10,437,594	12,550,681
Net change in fund balances	\$ (10,758,671)	\$ (1,546,788)	\$ 1,318,871	\$ 1,326,511
Debt service as a percentage of noncapital expenditures	9.4%	9.3%	7.1%	6.8%

(a) Includes \$6.7 million early redemption of the 2005 GOPN.

(b) Includes \$4.6 million early redemption of the 2006 GOPN.

(c) Includes \$4.3 million early redemption of the 2007 GOPN.

WAUKESHA COUNTY, WISCONSIN

TABLE 4
CHANGES IN FUND BALANCES
GOVERNMENTAL FUNDS
LAST TEN FISCAL YEARS
(Modified Accrual Basis of Accounting)

2017	2018 (d)	2019 (d)	2020 (d)	2021 (d)	2022 (d)
\$ 58,538,923	\$ 60,094,939	\$ 62,851,312	\$ 78,030,757	\$ 84,890,200	\$ 84,403,895
105,273,141	106,901,181	107,822,491	109,758,755	111,551,304	113,216,119
3,636,073	3,767,535	3,546,125	3,395,084	3,969,457	4,033,301
27,666,414	26,800,486	27,266,967	26,439,622	30,718,268	28,495,064
4,393,211	4,354,506	4,871,325	4,516,179	4,995,310	5,115,362
2,276,030	2,451,569	6,725,977	5,633,820	(1,075,051)	(7,774,305)
13,249,247	13,314,510	11,915,502	15,587,693	13,368,958	16,721,339
<u>215,033,039</u>	<u>217,684,726</u>	<u>224,999,699</u>	<u>243,361,910</u>	<u>248,418,446</u>	<u>244,210,775</u>
60,242,953	61,198,695	62,469,651	63,558,199	66,822,521	68,537,904
74,656,354	76,365,793	79,802,846	85,059,652	90,014,650	88,721,327
22,036,533	21,658,995	23,231,280	22,399,433	28,734,828	26,364,457
22,425,273	23,447,509	24,287,540	23,571,421	24,505,952	25,557,858
11,580,135	12,364,340	12,734,140	15,878,140	13,163,877	13,303,494
18,861,253	15,171,112	19,439,943	27,480,460	28,000,102	16,606,350
13,005,000	13,030,000	12,765,000	23,165,000 (e)	12,905,000	13,129,000
1,726,180	1,598,840	1,726,429	1,819,599	1,737,311	1,747,061
<u>224,533,681</u>	<u>224,835,284</u>	<u>236,456,829</u>	<u>262,931,904</u>	<u>265,884,241</u>	<u>253,967,451</u>
<u>(9,500,642)</u>	<u>(7,150,558)</u>	<u>(11,457,130)</u>	<u>(19,569,994)</u>	<u>(17,465,795)</u>	<u>(9,756,676)</u>
10,000,000	12,500,000	17,500,000	28,513,000	12,000,000	11,300,000
106,316	246,913	507,907	718,804	355,490	451,607
2,937,883	3,441,126	4,169,985	4,287,396	2,992,187	3,947,860
(3,650,937)	(2,874,336)	(4,104,295)	(4,903,133)	(4,235,502)	(7,031,952)
<u>9,393,262</u>	<u>13,313,703</u>	<u>18,073,597</u>	<u>28,616,067</u>	<u>11,112,175</u>	<u>8,667,515</u>
<u>\$ (107,380)</u>	<u>\$ 6,163,145</u>	<u>\$ 6,616,467</u>	<u>\$ 9,046,073</u>	<u>\$ (6,353,620)</u>	<u>\$ (1,089,161)</u>
7.0%	6.8%	6.5%	10.4%	6.0%	6.1%

(d) Bridges Library System was recognized as a component unit of the County in 2018 and is excluded from figures.

(e) Includes \$10.5 million early redemption of the 2011, 2012, and 2013 GOPN.

THIS PAGE LEFT BLANK

WAUKESHA COUNTY, WISCONSIN
TABLE 5
EQUALIZED VALUE OF TAXABLE PROPERTY (a)
LAST TEN FISCAL YEARS

Fiscal Year	Real Estate				Personal Property	Less: Tax Incremental Districts (TID)	Total (b)	General County Tax Rate (c)
	Residential	Commercial	Manufacturing	Other				
2013	\$ 35,263,595,200	\$ 9,202,897,200	\$ 1,367,263,400	\$ 277,704,900	\$ 1,105,906,000	\$ 829,903,500	\$ 46,387,463,200	\$2.15
2014	36,654,772,100	9,509,067,100	1,395,079,800	276,546,800	1,159,551,100	711,598,700	48,283,418,200	\$2.08
2015	37,729,840,200	9,641,547,400	1,433,207,900	279,629,100	1,103,399,900	746,934,000	49,440,690,500	\$2.04
2016	39,052,315,400	10,020,704,300	1,460,140,700	277,359,100	1,127,035,500	947,934,500	50,989,620,500	\$2.00
2017	40,728,754,200	10,483,713,300	1,493,717,800	282,697,100	1,169,249,200	1,175,146,400	52,982,985,200	\$1.95
2018	42,779,364,000	11,140,258,800	1,513,521,700	294,986,700	808,506,600	1,323,678,400	55,212,959,400	\$1.89
2019	45,119,300,700	11,689,761,900	1,553,375,100	306,662,500	871,812,400	1,181,992,100	58,358,920,500	\$1.82
2020	47,857,267,000	11,935,477,300	1,627,679,700	312,921,200	886,812,700	1,487,547,000	61,132,610,900	\$1.76
2021	51,003,149,900	12,799,348,000	1,667,998,900	322,222,600	893,618,300	1,688,567,300	64,997,770,400	\$1.68
2022	58,082,798,900	14,311,879,000	1,719,153,700	367,648,400	925,013,900	1,953,562,400	73,452,931,500	\$1.53

SOURCE: Wisconsin Department of Revenue, Bureau of Property Tax

- (a) Due to varying assessment ratios to full market value used in municipalities, all underlying tax districts such as counties are required to use equalized value for levying property taxes. Equalized value, defined by State Statute, is the legal market value determined by the Wisconsin Department of Revenue Bureau of Property Tax.
- (b) Equalized Values are reduced by Tax Increment District value increments for apportioning the County levy.
- (c) Per \$1,000 of equalized value.

WAUKESHA COUNTY, WISCONSIN
TABLE 6
DIRECT AND OVERLAPPING PROPERTY TAX RATES
 Last Ten Years
(Rate per \$1,000 of equalized value)(a)

	2013	2014	2015	2016
County direct rates (b)				
General	\$2.15	\$2.08	\$2.04	\$2.00
Federated Library (c)	\$0.28	\$0.29	\$0.28	\$0.28
Overlapping rates				
Cities:				
Brookfield	\$17.13 - \$18.35	\$16.07 - \$17.02	\$14.93 - \$16.68	\$15.20 - \$16.29
Delafield	\$15.19 - \$17.60	\$13.86 - \$15.92	\$13.23 - \$15.75	\$13.13 - \$15.59
Muskego	\$16.42 - \$17.94	\$14.87 - \$16.34	\$14.21 - \$15.74	\$14.19 - \$15.51
New Berlin	\$17.60 - \$18.69	\$16.21 - \$17.53	\$15.91 - \$17.08	\$15.50 - \$16.88
Oconomowoc	\$18.30 - \$18.37		17 \$16.32	\$15.95
Pewaukee	\$14.10 - \$17.12	\$13.14 - \$14.95	\$12.88 - \$14.64	\$12.46 - \$14.94
Waukesha	\$21.39	\$20.52	\$20.43	\$20.08
Towns:				
Brookfield	\$15.25 - \$16.48	\$14.13 - \$15.07	\$14.06 - \$15.03	\$13.79 - \$14.95
Delafield	\$11.86 - \$14.82	\$10.89 - \$13.85	\$10.25 - \$13.46	\$10.09 - \$12.72
Eagle	\$13.39 - \$15.33	\$11.92 - \$14.47	\$11.25 - \$13.71	\$11.29 - \$13.31
Genesee	\$13.21 - \$14.97	\$12.19 - \$13.40	\$11.87 - \$13.50	\$11.70 - \$13.35
Lisbon	\$15.14 - \$17.84	\$14.26 - \$15.40	\$13.98 - \$15.22	\$13.40 - \$15.62
Merton	\$12.51 - \$16.18	\$11.33 - \$14.29	\$10.72 - \$13.92	\$10.63 - \$14.12
Mukwonago	\$14.75 - \$15.53		13 \$12.74	\$13.39
Oconomowoc	\$14.11 - \$17.42	\$12.21 - \$13.38	\$11.87 - \$13.26	\$11.47 - \$12.95
Ottawa	\$13.54 - \$15.32	\$12.13 - \$14.67	\$11.46 - \$13.92	\$11.49 - \$13.49
Villages:				
Big Bend	\$18.53	\$17.10	\$16.32	\$17.43
Butler	\$19.32 - \$21.49	\$19.24 - \$20.92	\$18.58 - \$20.57	\$18.25 - \$21.01
Chenequa	\$14.84 - \$17.10	\$13.58 - \$15.99	\$13.72 - \$16.46	\$13.43 - \$16.22
Dousman	\$18.13	\$16.85	\$17.81	\$17.62
Eagle	\$16.33 - \$18.11	\$14.97 - \$17.5	\$14.14 - \$16.59	\$14.08 - \$16.09
Elm Grove	\$19.11	\$17.58	\$17.34	\$17.07
Hartland	\$14.95 - \$17.67	\$13.31 - \$16.79	\$13.09 - \$16.29	\$12.99 - \$15.77
Lac LaBelle	\$17.18	\$15.74	\$15.64	\$15.34
Lannon	\$17.37 - \$19.51	\$15.94 - \$17.71	\$15.00 - \$17.00	\$14.24 - \$16.99
Menomonee Falls	\$17.57 - \$19.72	\$15.97 - \$17.74	\$15.52 - \$17.52	\$14.81 - \$17.57
Merton	\$15.21 - \$17.61	\$14.20 - \$15.34	\$13.89 - \$15.13	\$13.37 - \$15.45
Mukwonago	\$19.15 - \$19.90	\$18.07	\$17.56	\$17.62
Nashotah	\$14.87	\$13.82	\$13.30	\$13.15
North Prairie	\$15.56 - \$16.79	\$14.55 - \$15.67	\$13.65 - \$15.28	\$13.71 - \$15.20
Oconomowoc Lake	\$16.61	\$15.28	\$15.28	\$15.03
Pewaukee	\$18.87	\$16.94	\$16.42	\$15.94
Summit	\$14.65 - \$15.47	\$13.25 - \$13.51	\$13.20 - \$13.54	\$12.85 - \$13.40
Sussex	\$17.21 - \$19.16	\$15.86 - \$16.93	\$15.67 - \$16.91	\$15.28 - \$17.51
Vernon (d)	\$14.05 - \$16.78	\$12.65 - \$16.64	\$12.07 - \$15.95	\$12.08 - \$14.83
Wales	\$16.74	\$15.07	\$15.05	\$14.98
Waukesha (d)	\$13.27	\$12.26	\$12.06	\$11.60

(a) Rate is subject to limitations as described in Note 3 (D) of the Notes to Financial Statements.

(b) Due to varying assessment ratios to full market value used in municipalities, all underlying tax districts such as counties are required to use equalized value for levying property taxes. Equalized value, defined by State Statute, is the legal market value determined by the Wisconsin Department of Revenue Bureau of Property Tax.

(c) There are sixteen member libraries in the Federated Library System. The tax applies to taxable properties in the nineteen communities without a library.

(d) The Town of Vernon and Town of Waukesha have incorporated as Villages in 2020.

WAUKESHA COUNTY, WISCONSIN
TABLE 6
DIRECT AND OVERLAPPING PROPERTY TAX RATES
 Last Ten Years
(Rate per \$1,000 of equalized value)(a)

2017	2018	2019	2020	2021	2022
\$1.95	\$1.89	\$1.82	\$1.76	\$1.68	\$1.53
\$0.27	\$0.26	\$0.25	\$0.24	\$0.23	\$0.22
\$14.38 - \$16.16	\$13.72 - \$15.58	\$14.02 - \$15.52	\$13.98 - \$15.85	\$13.18 - \$14.68	\$11.85 - \$12.67
\$11.92 - \$14.88	\$11.65 - \$14.72	\$11.13 - \$14.29	\$10.76 - \$14.06	\$10.00 - \$13.41	\$9.19 - \$12.23
\$13.22 - \$14.39	\$12.82 - \$14.00	\$12.39 - \$13.25	\$12.65 - \$12.77	\$11.58 - \$12.27	\$10.32 - \$10.57
\$15.22 - \$17.11	\$14.16 - \$15.46	\$13.58 - \$15.07	\$13.24 - \$15.05	\$12.36 - \$14.23	\$10.96 - \$12.62
\$15.36	\$15.08	\$14.90	\$14.52	\$13.83	\$13.82
\$11.76 - \$13.96	\$11.19 - \$13.05	\$11.72 - \$13.20	\$10.99 - \$12.87	\$10.23 - \$12.22	\$9.19 - \$11.31
\$19.45	\$18.83	\$19.18	\$18.80	\$18.07	\$15.75
\$13.12 - \$14.94	\$12.81 - \$14.90	\$13.03 - \$14.43	\$12.87 - \$14.74	\$12.24 - \$13.77	\$10.35 - \$11.49
\$9.08 - \$12.03	\$8.84 - \$11.91	\$8.92 - \$11.57	\$9.06 - \$11.44	\$7.59 - \$10.98	\$7.06 - \$9.71
\$10.53 - \$13.12	\$10.26 - \$13.28	\$10.02 - \$12.20	\$10.26 - \$12.13	\$9.77 - \$11.18	\$8.05 - \$9.97
\$10.90 - \$12.77	\$10.39 - \$12.56	\$10.23 - \$12.15	\$10.53 - \$11.97	\$9.90 - \$11.38	\$8.16 - \$10.01
\$12.78 - \$14.64	\$11.85 - \$13.76	\$11.52 - \$13.21	\$11.12 - \$12.49	\$9.91 - \$11.87	\$8.78 - \$11.23
\$9.52 - \$12.82	\$9.33 - \$12.01	\$8.74 - \$11.53	\$8.39 - \$11.23	\$7.82 - \$10.65	\$7.38 - \$10.57
\$12.48	\$12.01	\$11.75	\$11.98	\$11.34	\$10.59
\$11.00 - \$12.58	\$10.58 - \$12.14	\$10.34 - \$11.99	\$9.78 - \$11.59	\$9.04 - \$10.95	\$8.31 - \$10.79
\$10.65 - \$13.24	\$10.33 - \$13.23	\$9.80 - 11.97	\$10.04 - \$11.80	\$9.44 - \$10.86	\$7.31 - \$10.45
\$17.86	\$17.36	\$16.26	\$16.24	\$15.33	\$13.76
\$17.67 - \$20.36	\$17.46 - \$19.18	\$17.76 - \$18.02	\$16.91 - \$17.92	\$16.63 - \$16.76	\$15.87 - \$15.93
\$12.10 - \$14.94	\$11.89 - \$14.32	\$11.37 - \$13.58	\$10.95 - \$12.97	\$10.12 - \$11.86	\$9.36 - \$10.53
\$17.19	\$16.17 - \$16.82	\$15.82 - \$16.18	\$15.74 - \$16.50	\$14.60 - \$15.06	\$14.47 - \$14.94
\$13.12 - \$15.71	\$12.57 - \$15.59	\$12.14 - \$14.31	\$12.26 - \$14.01	\$11.58 - \$12.12	\$9.63 - \$10.33
\$16.70	\$16.41	\$16.15	\$16.25	\$15.25	\$13.08
\$12.07 - \$14.90	\$11.95 - \$14.39	\$11.48 - \$14.02	\$11.15 - \$13.14	\$10.73 - \$12.22	\$9.83 - \$11.01
\$15.26	\$14.79	\$14.57	\$14.03	\$13.54	\$13.47
\$12.66 - \$15.35	\$12.90 - \$14.62	\$13.01 - \$13.29	\$12.19 - \$13.21	\$11.91 - \$12.20	\$12.05 - \$12.11
\$14.06 - \$16.75	\$14.31 - \$16.02	\$14.36 - \$14.64	\$13.53 - \$14.54	\$12.79 - \$13.08	\$12.10 - \$12.16
\$12.64 - \$14.38	\$11.64 - \$13.55	\$11.41 - \$12.84	\$11.01 - \$12.07	\$10.11 - \$11.19	\$8.93 - \$10.70
\$16.58	\$15.85	\$15.84	\$15.97	\$15.41	\$14.01
\$12.05	\$11.81	\$11.23	\$10.74	\$10.31	\$10.14
\$12.77 - \$14.54	\$12.30 - \$14.32	\$12.31 - \$14.23	\$12.43 - \$13.86	\$12.03 - \$12.72	\$10.48 - \$11.67
\$14.59	\$14.13	\$14.03	\$13.70	\$13.08	\$13.00
\$15.47	\$14.72	\$14.79	\$14.58	\$13.96	\$12.97
\$12.94 - \$13.40	\$12.66 - \$13.31	\$12.46 - \$12.82	\$12.14 - \$12.58	\$11.60 - \$12.05	\$10.47 - \$10.98
\$14.67 - \$16.53	\$15.03 - \$15.68	\$15.09 - \$15.34	\$13.54 - \$14.42	\$12.77 - \$13.78	\$11.14 - \$13.29
\$11.27 - \$14.53	\$10.85 - \$13.78	\$10.51 - \$13.77	\$10.73 - \$57.22	\$10.23 - \$55.12	\$8.94 - \$46.04
\$14.40	\$14.22	\$13.85	\$13.50	\$12.82	\$11.37
\$10.82	\$10.35	\$10.69	\$10.50	\$9.76	\$8.04

WAUKESHA COUNTY, WISCONSIN

TABLE 7
PRINCIPAL TAXPAYERS
2022 AND NINE YEARS PRIOR

Taxpayer	2022 Equalized Value	2022 Rank	2022 Percentage of Total Equalized Value	2013 Equalized Value	2013 Rank	2013 Percentage of Total Equalized Value
Wimmer Brothers	\$ 305,943,623	1	0.42%	\$93,056,600	10	0.20%
The Corners of Brookfield	224,281,900	2	0.31%	--	--	--
Pro Health Care	200,506,489	3	0.27%	101,187,690	6	0.22%
Individual (Thomson)	197,520,986	4	0.27%	123,219,200	3	0.27%
Brookfield Square	171,484,400	5	0.23%	205,248,700	1	0.44%
Aurora	158,165,666	6	0.22%	134,952,700	2	0.29%
Irgens	150,679,912	7	0.21%	--	--	--
Fiduciary Real Estate Development	141,479,700	8	0.19%	--	--	--
Target Corporation	119,964,919	9	0.16%	100,393,900	7	0.22%
Kohl's	113,455,914	10	0.15%	104,432,350	4	0.23%
Wal-Mart	--	--	--	103,164,800	5	0.22%
Bielinski Bros.	--	--	--	98,614,400	8	0.21%
Pabst Farms	--	--	--	93,310,700	9	0.20%
TOTAL	\$ 1,783,483,509		2.43%	\$1,157,581,040		2.50%
TOTAL COUNTY EQUALIZED VALUE	\$73,452,931,500			\$46,387,463,200		

Source: Waukesha County Tax System

WAUKESHA COUNTY, WISCONSIN

TABLE 8
PROPERTY TAXES LEVIED AND COLLECTIONS
LAST TEN FISCAL YEARS

Settlement Year (A)	Total Tax Roll	Collected within the Fiscal Year of the Levy		Collections in	Total Collections as of	
		Amount Collected	Percent Collected	Subsequent Years	December 31, 2022	Percent Collected
		Amount Collected	Percent Collected	Amount Collected	Amount Collected	Percent Collected
2013	\$909,523,660	\$904,691,534	99.47%	\$4,831,604	\$909,523,138	100.00%
2014	\$928,871,019	\$925,304,089	99.62%	\$3,566,395	\$928,870,484	100.00%
2015	\$895,425,595	\$892,307,655	99.65%	\$3,111,772	\$895,419,427	100.00%
2016	\$910,413,207	\$907,361,480	99.66%	\$3,045,322	\$910,406,802	100.00%
2017	\$923,780,879	\$921,075,551	99.71%	\$2,697,943	\$923,773,494	100.00%
2018	\$931,581,854	\$929,255,014	99.75%	\$2,312,216	\$931,567,230	100.00%
2019	\$939,594,600	\$937,218,815	99.75%	\$2,329,745	\$939,548,560	100.00%
2020	\$966,262,099	\$964,009,651	99.77%	\$1,807,116	\$965,816,767	99.95%
2021	\$992,542,400	\$990,561,836	99.80%	\$1,098,265	\$991,660,101	99.91%
2022	\$993,978,049	\$991,973,786	99.80%	\$ -	\$991,973,786	99.80%

SOURCE: Waukesha County Treasurer's Tax Settlement Reports

(A) The County levy is settled (collected) by the County Treasurer in the year following the year it is levied.

THIS PAGE LEFT BLANK

WAUKESHA COUNTY, WISCONSIN

TABLE 9
RATIO OF OUTSTANDING DEBT TO EQUALIZED VALUATION
AND DEBT PER CAPITA
LAST TEN FISCAL YEARS

<u>Year Ending December 31</u>	<u>Estimated Population (A)</u>	<u>(\$000's) Personal Income (B)</u>	<u>Equalized Valuation (C)</u>	<u>General Obligation Debt</u>	<u>Unamortized Premiums</u>	<u>Total General Obligation Debt</u>	<u>Less Debt Service Fund (D)</u>	<u>Net Bonded Debt</u>	<u>Percent of Debt to Equalized Valuation</u>	<u>Percent of Debt to Personal Income (C)</u>	<u>Debt Per Capita</u>	<u>Net Bonded Debt Per Capita</u>
2013	391,478	\$23,385,831	\$46,387,463,200	\$84,235,000	\$1,099,730	\$85,334,730	\$3,485,011	\$81,849,719	0.18%	0.36%	\$217.98	\$209.08
2014	392,761	\$24,080,301	\$48,283,418,200	\$81,970,000	\$1,130,828	\$83,100,828	\$3,231,387	\$79,869,441	0.17%	0.35%	\$211.58	\$203.35
2015	393,927	\$25,373,325	\$49,440,690,500	\$79,335,000	\$1,154,085	\$80,489,085	\$2,187,701	\$78,301,384	0.16%	0.32%	\$204.32	\$198.77
2016	396,449	\$26,105,360	\$50,989,620,500	\$78,130,000	\$1,394,718	\$79,524,718	\$2,027,731	\$77,496,987	0.16%	0.30%	\$200.59	\$195.48
2017	398,236	\$27,687,459	\$52,982,985,200	\$75,125,000	\$1,280,294	\$76,405,294	\$1,244,742	\$75,160,552	0.14%	0.28%	\$191.86	\$188.73
2018	401,446	\$29,165,052	\$55,212,959,400	\$74,595,000	\$1,291,223	\$75,886,223	\$1,182,087	\$74,704,136	0.14%	0.26%	\$189.03	\$186.09
2019	405,991	\$29,991,773	\$58,358,920,500	\$79,330,000	\$1,527,785	\$80,857,785	\$2,009,287	\$78,848,498	0.14%	0.27%	\$199.16	\$194.21
2020	406,785	\$30,898,575	\$61,132,610,900	\$84,678,000	\$1,743,784	\$86,421,784	\$3,135,712	\$83,286,072	0.14%	0.28%	\$212.45	\$204.74
2021	410,666	\$33,531,140	\$64,997,770,400	\$83,773,000	\$1,838,651	\$85,611,651	\$3,155,456	\$82,456,195	0.13%	0.26%	\$208.47	\$200.79
2022	410,769	*	\$73,452,931,500	\$81,994,000	\$1,988,744	\$83,982,744	\$3,386,241	\$80,596,503	0.11%	*	\$204.45	\$196.21

*Information not yet available.

NOTES:

- (A) Source: 2020 Census Data, Wisconsin Department of Administration.
- (B) Personal Income shown in Table 12.
- (C) Value as reduced by tax incremental financing districts.
- (D) Amount available for repayment of general obligation debt.

WAUKESHA COUNTY, WISCONSIN

TABLE 10
LEGAL DEBT MARGIN INFORMATION
LAST TEN FISCAL YEARS
(dollars in thousands)

	<u>2013</u>	<u>2014</u>	<u>2015</u>	<u>2016</u>
Equalized Value of Real and Personal Property	<u>\$ 47,217,367</u>	<u>\$ 48,995,017</u>	<u>\$ 50,187,625</u>	<u>\$ 51,937,555</u>
Debt Limit, 5% of Equalized Valuation (Wisconsin Statutory Limitation)	\$ 2,360,868	\$ 2,449,751	\$ 2,509,381	\$ 2,596,878
Amount of Debt Applicable to Debt Limitation:				
General Obligation Promissory Notes	84,235	81,970	79,335	78,130
Less: Restricted for Debt Service Principal	<u>(3,485)</u>	<u>(3,231)</u>	<u>(2,188)</u>	<u>(2,028)</u>
Total Amount of Debt Applicable to Debt Margin	80,750	78,739	77,147	76,102
Legal Debt Margin-(Debt Capacity)	<u>\$ 2,280,118</u>	<u>\$ 2,371,012</u>	<u>\$ 2,432,234</u>	<u>\$ 2,520,776</u>
Percent of Debt Capacity Used	3.4%	3.2%	3.1%	2.9%

WAUKESHA COUNTY, WISCONSIN

TABLE 10
LEGAL DEBT MARGIN INFORMATION
LAST TEN FISCAL YEARS
(dollars in thousands)

2017	2018	2019	2020	2021	2022
<u>\$ 54,158,132</u>	<u>\$ 56,536,638</u>	<u>\$ 59,540,913</u>	<u>\$ 62,620,158</u>	<u>\$ 66,686,338</u>	<u>\$ 75,406,494</u>
\$ 2,707,907	\$ 2,826,832	\$ 2,977,046	\$ 3,131,008	\$ 3,334,317	\$ 3,770,325
75,125 <u>(1,245)</u>	74,595 <u>(1,182)</u>	79,330 <u>(2,009)</u>	84,678 <u>(3,136)</u>	83,773 <u>(3,155)</u>	81,994 <u>(3,386)</u>
73,880	73,413	77,321	81,542	80,618	78,608
<u>\$ 2,634,027</u>	<u>\$ 2,753,419</u>	<u>\$ 2,899,725</u>	<u>\$ 3,049,466</u>	<u>\$ 3,253,699</u>	<u>\$ 3,691,717</u>
2.7%	2.6%	2.6%	2.6%	2.4%	2.1%

WAUKESHA COUNTY, WISCONSIN
TABLE 11
COMPUTATION OF DIRECT AND OVERLAPPING DEBT

Governmental Unit	Outstanding Debt As of June 2022 Less 2022 Principal Payments	% of Debt Within County	Amount of Debt Within County
DIRECT DEBT			
Waukesha County (as of 12/31/22)	81,994,000	100.00%	\$ 81,994,000
Unamortized Premium (Discount)	1,988,744	100.00%	1,988,744
TOTAL DIRECT DEBT			\$ 83,982,744
OVERLAPPING DEBT			
Cities:			
Brookfield	84,295,000	100.00%	\$ 84,295,000
Delafield	12,105,136	100.00%	12,105,136
Milwaukee	933,260,000	0.04%	373,304
Muskego	31,804,018	100.00%	31,804,018
New Berlin	75,770,000	100.00%	75,770,000
Oconomowoc	41,820,000	100.00%	41,820,000
Pewaukee	52,636,055	100.00%	52,636,055
Waukesha	226,080,158	100.00%	226,080,158
Total All Cities			\$ 524,883,671
Towns:			
Brookfield	2,115,000	100.00%	\$ 2,115,000
Delafield	2,769,747	100.00%	2,769,747
Eagle	245,561	100.00%	245,561
Genesee	2,345,001	100.00%	2,345,001
Lisbon	7,583,939	100.00%	7,583,939
Merton	3,114,067	100.00%	3,114,067
Mukwonago	1,560,001	100.00%	1,560,001
Oconomowoc	6,606,973	100.00%	6,606,973
Ottawa	1,863	100.00%	1,863
Total All Towns			\$ 26,342,152
Villages:			
Big Bend	3,365,000	100.00%	\$ 3,365,000
Butler	7,835,366	100.00%	7,835,366
Chenequa	542,850	100.00%	542,850
Dousman	4,626,788	100.00%	4,626,788
Eagle	62,852	100.00%	62,852
Elm Grove	3,700,000	100.00%	3,700,000
Hartland	18,065,000	100.00%	18,065,000
Lac LaBelle	1,099,306	99.61%	1,095,019
Lannon	3,290,000	100.00%	3,290,000
Menomonee Falls	75,605,000	100.00%	75,605,000
Merton	4,300,000	100.00%	4,300,000
Mukwonago	32,830,000	93.18%	30,590,994
Nashotah	427,189	100.00%	427,189
North Prairie	514,211	100.00%	514,211
Oconomowoc Lake	353,439	100.00%	353,439
Pewaukee	20,870,095	100.00%	20,870,095
Summit	7,845,001	100.00%	7,845,001
Sussex	38,789,642	100.00%	38,789,642
Vernon	2,560,000	100.00%	2,560,000
Wales	4,426,666	100.00%	4,426,666
Waukesha	2,755	100.00%	2,755
Total All Villages			\$ 228,867,867

WAUKESHA COUNTY, WISCONSIN
TABLE 11
COMPUTATION OF DIRECT AND OVERLAPPING DEBT

Governmental Unit	Outstanding Debt As of June 2022 Less 2022 Principal Payments	% of Debt Within County	Amount of Debt Within County
School Districts:			
Arrowhead UHS	223,220	100.00%	\$ 223,220
East Troy	17,360,000	0.73%	126,728
Elmbrook	26,410,000	100.00%	26,410,000
Hamilton	46,990,000	100.00%	46,990,000
Kettle Moraine	23,195,000	99.96%	23,185,722
Menomonee Falls	32,710,000	100.00%	32,710,000
Milwaukee Area TCD	69,950,000	0.41%	286,795
Merton Community	231,818	100.00%	231,818
Mukwonago	29,820,000	98.86%	29,480,052
Muskego-Norway	72,105,000	85.14%	61,390,197
New Berlin	27,755,000	100.00%	27,755,000
North Lake	485,000	100.00%	485,000
Oconomowoc Area	66,090,000	88.16%	58,264,944
Palmyra-Eagle	8,240,000	49.15%	4,049,960
Pewaukee	36,475,000	100.00%	36,475,000
Stone Bank	545,000	100.00%	545,000
Swallow	7,215,000	100.00%	7,215,000
Waukesha	27,235,000	100.00%	27,235,000
Waukesha Area TCD	12,540,000	97.10%	12,176,340
West Allis	9,830,000	6.55%	643,865
Total All School Districts			\$ 395,879,641
Sanitary Districts			
Black Hawk	63,000	100.00%	\$ 63,000
Eagle Spring			
Lake Management	35,378	100.00%	35,378
Lake Pewaukee	215,310	100.00%	215,310
Milwaukee Metropolitan			
Sewerage District	719,429,033	0.02%	143,886
School Section Lake Mangement	48,481	100.00%	48,481
Total Sanitary Districts			\$ 506,055
TOTAL OVERLAPPING DEBT			\$ 1,176,479,386
TOTAL DIRECT AND OVERLAPPING DEBT			\$ 1,260,462,130

Source: Wisconsin Department of Revenue. Information provided by each municipal entity through publicly available disclosure documents available on EMM.msrb.org and the Wisconsin Department of Public Instruction and direct inquiries.

Information gathered and prepared by Baird.

WAUKESHA COUNTY, WISCONSIN

TABLE 12
DEMOGRAPHIC AND ECONOMIC STATISTICS
LAST TEN FISCAL YEARS

Fiscal Year	(1) Population	(2) (\$000's) Personal Income	(2) Per Capita Personal Income	(3) Public School Enrollment	(3) Private School Enrollment	(4) Average Unemployment Rate
2013	391,478	\$23,385,831	\$59,379	62,656	11,517	5.9%
2014	392,761	\$24,080,301	\$60,945	62,285	11,734	5.0%
2015	393,927	\$25,373,325	\$63,995	62,038	11,608	3.8%
2016	396,449	\$26,105,360	\$65,522	61,860	11,435	3.4%
2017	398,236	\$27,687,459	\$69,111	61,885	11,280	2.9%
2018	401,446	\$29,165,052	\$72,650	61,723	11,280	2.6%
2019	405,991	\$29,991,773	\$73,873	60,980	11,005	2.9%
2020	406,785	\$30,898,575	\$75,958	60,471	10,494	5.8%
2021	410,666	\$33,687,753	\$82,032	61,222	9,676	3.0%
2022	410,769	*	*	61,115	10,639	3.0%

*Information not yet available.

Sources:

- (1) Fiscal year 2010 is U.S. Census figure; all other figures are estimated by the Wisconsin Department of Administration.
- (2) Bureau of Economic Analysis-US Department of Commerce.
- (3) Wisconsin Department of Public Instruction.
- (4) Wisconsin Department of Workforce Development - Bureau of Workforce Information. 2020 figure is preliminary and reflect employment impact as a result of COVID-19. Prior-year figures may be revised according to the Bureau of Labor Statistics.

WAUKESHA COUNTY, WISCONSIN

TABLE 13
TEN LARGEST EMPLOYERS
2022 AND NINE YEARS PRIOR

Employer	Product/Business	2022			2013		
		Approximate Employment	% of Total	Rank	Approximate Employment	% of Total	Rank
ProHealth Care-formerly Waukesha Memorial Hospital	Health Services	4,996	16%	1	4,794	17%	2
Froedtert	Retail/Headquarters	4,265	14%	2	--	--	--
Kohl's Department Stores	Health Services	4,000	13%	3	5,054	18%	1
Quad Graphics	Printing/Headquarters	3,601	11%	4	3,664	13%	4
Roundy's (Kroger)	Retail/Distribution Cntr	3,400	11%	5	2,728	10%	5
Advocate Aurora Health Care	Health Services	2,800	9%	6	--	--	--
GE Healthcare	Medical Equipment/Training	2,397	8%	7	3,700	14%	3
Milwaukee Electric Tool/Empire Level	Manufacturing/Headquarters	2,282	7%	8	--	--	--
Generac	Manufacturing	2,190	7%	9	--	--	--
Target Corporation	Retail/Distribution Cntr	1,565	5%	10	1,441	5%	8
Waukesha School District	Education	--	--	--	1,784	7%	6
Wal-Mart Corporation	Retail	--	--	--	1,543	6%	7
Waukesha County	Government	--	--	--	1,364	5%	9
Community Memorial Hospital	Plumbing Contractors	--	--	--	1,333	5%	10
Total		31,496	100%		27,405	100%	

SOURCE: Wisconsin Department of Workforce Development
Labor Market Information Bureau
February 2023 and February 2013 employer inquiry updates.

WAUKESHA COUNTY, WISCONSIN

TABLE 14
FULL-TIME EQUIVALENT BUDGETED COUNTY POSITIONS BY FUNCTIONAL AREA
LAST TEN FISCAL YEARS

Functional Areas:	<u>2013</u>	<u>2014</u>	<u>2015</u>	<u>2016</u>
Justice and public safety	544.90	544.90	548.90	547.15
Health and human services	426.06	425.06	418.14	415.44
Environment, parks and education (a)	133.20	133.20	131.20	128.20
Public works	135.60	135.60	139.60	138.60
General government	<u>126.05</u>	<u>125.55</u>	<u>125.55</u>	<u>124.65</u>
Total Regular Positions County-Wide	1,365.81	1,364.31	1,363.39	1,354.04
Temporary Extra Help	121.40	120.72	111.47	112.48
Overtime	<u>22.95</u>	<u>22.38</u>	<u>22.26</u>	<u>22.39</u>
Total Position Equivalents	1,510.16	1,507.41	1,497.12	1,488.91

(a) Bridges Library System was recognized as a component unit of the County in 2018 and is excluded from figures.

*Information not available.

Source: Waukesha County Budget Office

WAUKESHA COUNTY, WISCONSIN

TABLE 14
 FULL-TIME EQUIVALENT BUDGETED COUNTY POSITIONS BY FUNCTIONAL AREA
 LAST TEN FISCAL YEARS

<u>2017</u>	<u>2018</u>	<u>2019</u>	<u>2020</u>	<u>2021</u>	<u>2022 Budget</u>
554.90	551.90	558.90	555.40	553.53	567.50
411.74	416.84	433.50	437.60	445.11	444.86
126.90	120.40	122.30	122.84	120.19	126.60
137.60	137.60	135.60	135.60	133.50	132.00
<u>123.00</u>	<u>125.40</u>	<u>125.00</u>	<u>125.20</u>	<u>124.20</u>	<u>133.00</u>
1,354.14	1,352.14	1,375.30	1,376.64	1,376.53	1,403.96
118.27	122.32	117.50	113.53	120.86	110.16
<u>23.07</u>	<u>24.09</u>	<u>24.88</u>	<u>24.39</u>	<u>24.31</u>	<u>27.67</u>
1,495.48	1,498.55	1,517.68	1,514.56	1,521.70	1,541.79

WAUKESHA COUNTY, WISCONSIN

TABLE 15
MISCELLANEOUS OPERATING INDICATORS
LAST TEN FISCAL YEARS

	2013	2014	2015	2016
JUSTICE AND PUBLIC SAFETY				
Jail Bookings	8,401	8,496	8,191	8,294
Average Daily Population - Jail	412	398	409	406
Average Daily Population - Huber Facility	135	130	117	123
HEALTH AND HUMAN SERVICES				
Economic Services/Support Program				
Unduplicated Cases (a)	20,245	22,321	21,858	21,968
Mental Health Center Days of Care	6,204	6,000	5,973	6,443
PARKS & LAND USE				
Daily Entrance Stickers	80,138	77,658	90,050	90,645
Annual Stickers	15,025	15,487	15,732	15,008
Annual Boat Launch Stickers	453	513	551	559
Daily Boat Launches	13,045	13,085	16,460	15,853
PUBLIC WORKS				
Building Operations:				
Electricity Consumption (Kilowatt-Hours) (b)	13,819,632	14,442,752	13,967,764	13,704,564
Natural Gas Consumption (Therm)	812,566	857,372	740,782	734,616
Water Consumption (Gallons)	22,982,000	22,763,800	23,907,100	23,640,600
Transportation:				
Centerline Miles of Road Maintained				
County	396	396	401	401
State	237	237	224	224
Airport:				
Based Aircraft	233	238	173	173
Annual Operations (takeoffs & landings)	52,091	41,727	37,834	41,994

(a) Unduplicated counts are available only on a monthly basis. This represents the month of December.

(b) Data from 11/14/22 - 12/19/22 is unavailable.

Source: Waukesha County Departments

WAUKESHA COUNTY, WISCONSIN

TABLE 15
MISCELLANEOUS OPERATING INDICATORS
LAST TEN FISCAL YEARS

2017	2018	2019	2020	2021	2022
8,823	7,915	7,332	5,255	6,361	6,510
421	422	399	329	356	420
123	124	113	58	100	97
22,352	21,923	20,771	24,727	27,385	30,578
6,311	7,692	6,821	5,790	5,062	3,823
95,203	89,245	87,700	109,467	85,182	58,854
19,381	17,481	18,406	28,427	33,873	39,486
698	690	456	1,126	1,160	1,654
13,951	13,300	13,155	19,379	14,510	7,123
13,347,646	13,485,504	12,936,532	14,106,282	12,084,367	10,783,348
873,373	938,634	905,996	674,100	621,626	687,196
21,891,400	23,869,562	21,027,900	19,312,358	21,411,624	23,283,480
407	407	407	407	407	407
224	227	227	207	207	207
175	200	200	200	242	254
37,445	48,527	48,617	49,966	61,415	78,329

WAUKESHA COUNTY, WISCONSIN

TABLE 16
CAPITAL ASSET STATISTICS BY FUNCTIONAL AREA
LAST TEN FISCAL YEARS

	2013	2014	2015	2016
JUSTICE AND PUBLIC SAFETY				
Correction Facility Capacities				
Huber Facility	326	326	326	324
County Jail	469	469	481	481
PARKS, ENVIRONMENT, EDUCATION, AND LAND USE				
Number of County Parks	8	8	8	8
Park Acreage:				
Developed	3,958	3,959	4,037	4,105
Undeveloped	4,458	4,456	4,464	4,464
County Golf Courses	3	3	3	3
Ice Arenas	2	2	2	2
Nature Center	1	1	1	1
Exposition Center	1	1	1	1
PUBLIC WORKS				
Centerline Miles of County Roads	396	396	401	401
Traffic Signals	103	103	112	113
Bridges	65	65	67	66
Active Vehicles in Vehicle Replacement Plan	377	382	383	387
Airport:				
Number of Runways	2	2	2	2

Source: Waukesha County Departments

WAUKESHA COUNTY, WISCONSIN

TABLE 16
CAPITAL ASSET STATISTICS BY FUNCTIONAL AREA
LAST TEN FISCAL YEARS

2017	2018	2019	2020	2021	2022
324	324	324	324	324	324
481	481	481	481	481	481
8	8	8	9	9	9
4,072	5,161	5,161	5,161	5,161	5,161
4,625	3,381	3,381	3,381	3,381	3,381
3	3	3	3	2	2
2	2	2	2	2	2
1	1	1	1	1	1
1	1	1	1	1	1
407	407	407	407	407	407
124	112	116	116	116	116
65	65	65	65	65	65
387	387	387	376	389	388
2	2	2	2	2	2

THIS PAGE LEFT BLANK