


Wetland Setback Averaging (Within 75 ft):

Wetland setback averaging must be taken from the closest principal structures with a similar use on adjacent properties

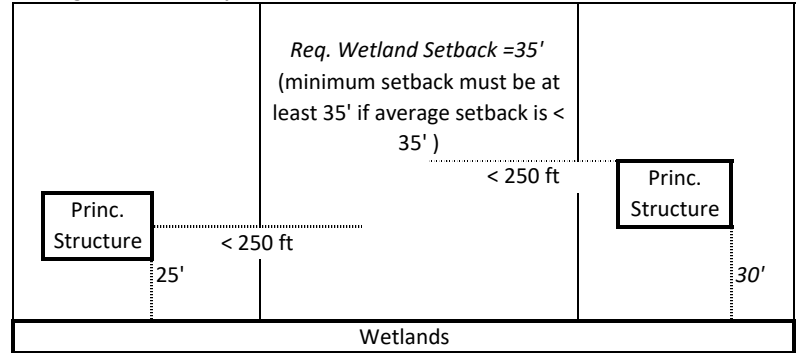
Sec. 3(h)2 J.ii. or Sec. 3.09(1)C.3.a.

Two adjacent structures less than required setback.



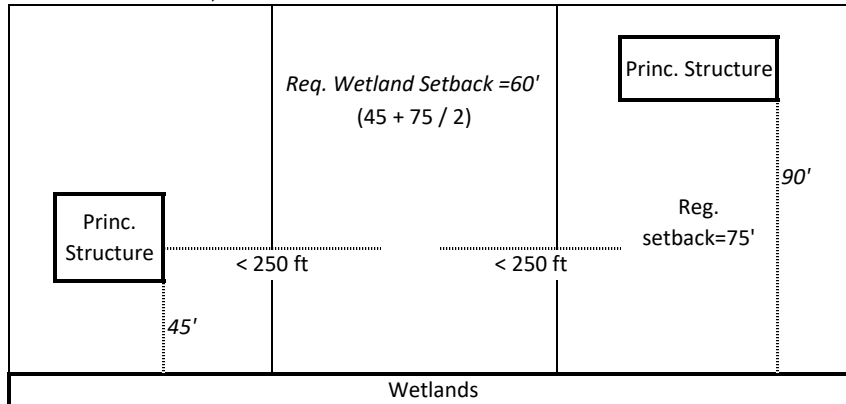
Sec. 3(h)2 J.ii. or Sec. 3.09(1)C.3.a.

Average setback of adjacent structures is less than 35'



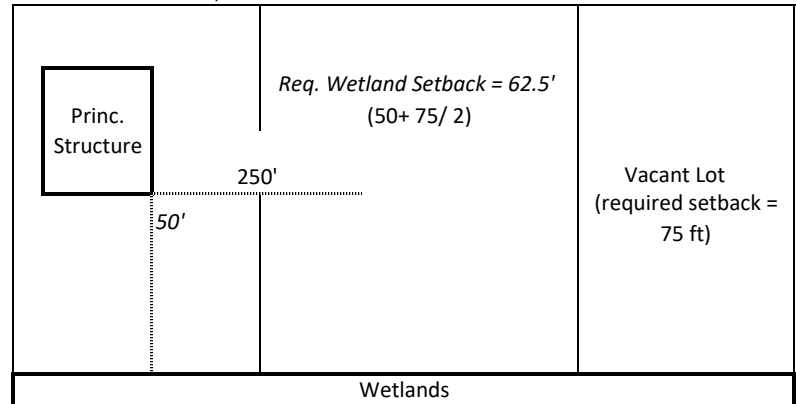
Sec. 3(h)2 J.i. or Sec. 3.09(1)C.3.a.

One structure < 75 ft, one structure more than 75 ft.



Sec. 3(h)2 J.i. or Sec. 3.09(1)C.3.a.

One structure < 75 ft, one side is vacant lot



Decks/Patios

The wetland setback measurement shall be taken from adjacent principal buildings or immediately adjacent decks and patios, minimum setback must be 35 ft. from wetlands

Revision date: June 2019

File path: N:\PRKANDLU\Planning and Zoning\Zoning Permits\Forms\Draft and Obsolete forms\2019 New Home Project Charter\Wetland Setback Averaging Diagram.xlsx